

Lifestyle Surface

2026



RAK
CERAMICS

Index Alphabetical

A		F	
Amani Marble	44	Fashion Stone Outdoor	224
B		G	
Bahia Wave	48	Granito Blue Ande	72
Baltico	126/166/204	I	
Black Beauty	236	Iceland White	76
Blu Del Belgio	52/236	L	
Breccia	56/236	Lounge	14
C		Luce	80
Calacatta	60	M	
Calacatta Africa	236	Marakkesh	192
Calacatta Gold	170/208/236	Maremma	228
Calacatta Grey	210	Medicea Marble	86/236
Canvas	212	Moonstone	146
Carmo Stone	216	Mimesis	118
Carrara	174	O	
Classic Carrara	64/236	Opificio	20/230
Clay Stone	130	Orobico	90
Creative Concrete P	134	P	
Creative Concrete P (Structured)	138	Paleo	150/180
Creative Concrete P Stone	142/220	Panda Marble	94
Creative Concrete P Stone Brick	176		
Crystal White	68		

Index Ceramic Surface

30x60 cm		6.5x26 cm	
Baltico	166	Creative Concrete P Stone Brick	176
Calacatta Gold	170	Marakkesh	192
Carrara	174	Portofino	196
Paleo	180		
Pontino	184		
Sensation White	188		


Pontino	184	R	
Portofino	196	Rain Marble	102
Preziosi	98	Rapolano	232
S			
Sapien Wood	160		
Sensation White	188		
Surface XL	236		
Surface 2.0	26		
Symphony	32		
T			
Taj Mahal	236		
Treviso	104		
U			
Uni Dark Black	236		
V			
Versilia Marble	108		

Index Porcelain Surface

Concrete		Orobico	90	Wood	
Lounge	14	Panda Marble	94	Sapien Wood	160
Opificio	20	Preziosi	98	Outdoor (20mm Thickness)	
Surface 2.0	26	Rain Marble	102	Baltico	204
Symphony	32	Treviso	104	Calacatta Gold	208
Marble		Versilia Marble	108	Calacatta Grey	210
Amani Marble	44	Metal		Canvas	212
Bahia Wave	48	Mimesis	118	Carmo Stone	216
Blu Del Belgio	52	Stone		Creative Concrete P Stone	220
Breccia	56	Baltico	126	Fashion Stone Outdoor	224
Calacatta	60	Clay Stone	130	Maremma	228
Classic Carrara	64	Creative Concrete P	134	Opificio	230
Crystal White	68	Creative Concrete P (Structured)	138	Rapolano	232
Granito Blue Ande	72	Creative Concrete P Stone	142	Countertop Collection	236
Iceland White	76	Moonstone	146		
Luce	80	Paleo	150		
Medicea Marble	86				




Index by Size




135X305 cm
14.5 mm

Surface 2.0	26
Blu Del Belgio	52
Calacatta	60
Classic Carrara	64
Medicea Marble	86
Rain Marble	102
Versilia Marble	108
Uni Dark Black	236
Black Beauty	236
Surface XL	236
Taj Mahal	236



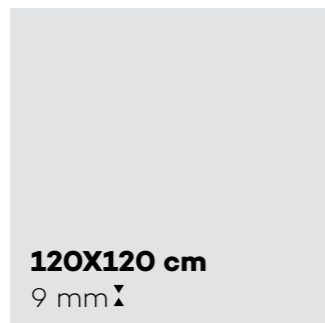
120X260 cm
6 mm

Surface 2.0	26
Blu Del Belgio	52
Breccia	56
Calacatta	60
Classic Carrara	64
Luce	80
Medicea Marble	86
Panda Marble	94
Preziosi	98
Rain Marble	102
Versilia Marble	108



120X240 cm
9 mm


Amani Marble	44
Bahia Wave	48
Blu Del Belgio	52
Calacatta	60
Classic Carrara	64
Medicea Marble	86
Panda Marble	94
Versilia Marble	108



120X120 cm
9 mm

Opificio	20
Surface 2.0	26
Amani Marble	44
Breccia	56
Calacatta	60
Classic Carrara	64
Crystal White	68
Granito Blue Ande	72
Iceland White	76
Treviso	104
Versilia Marble	108
Mimesis	118
Creative Concrete P	134
Creative Concrete P Stone	142

19.5X120 cm
9 mm




Sapien Wood	160
-------------	-----



100X100 cm
9 mm

Baltico	126
Moonstone	146



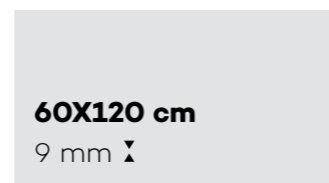
80X80 cm
9 mm

Surface 2.0	26
Creative Concrete P (Structured)	138
Paleo	150



80X80 cm
20 mm

Creative Concrete P Stone	220
Opificio	230



60X120 cm
9 mm

Opificio	20
Surface 2.0	26
Amani Marble	44
Breccia	56
Calacatta	60
Classic Carrara	64
Crystal White	68
Granito Blue Ande	72
Iceland White	76
Orobico	90
Treviso	104
Versilia Marble	108
Creative Concrete P Stone	142
Moonstone	146
Sapien Wood	160



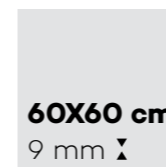
60X120 cm
20 mm

Calacatta Gold	208
Calacatta Grey	210
Carmo Stone	216
Maremma	228



60X90 cm
20 mm

Baltico	204
Canvas	212
Rapolano	232



60X60 cm
9 mm

Lounge	14
Opificio	20
Surface 2.0	26
Iceland White	76
Treviso	104
Versilia Marble	108
Clay Stone	130
Creative Concrete P Stone	142
Moonstone	146



60X60 cm
20 mm

Fashion Stone Outdoor	224
-----------------------	-----

30X60 cm
9 mm

Lounge	14
Opificio	20
Surface 2.0	26
Clay Stone	130
Moonstone	146

30X60 cm
8.5 mm

Baltico	166
Calacatta Gold	170
Carrara	174
Paleo	180
Pontino	184
Sensation White	188

30X30 cm
9 mm



Lounge	14
Surface 2.0	26

20X20 cm



Symphony	32
----------	----

6.5X26 cm
8.5 mm



Creative Concrete P Stone Brick	176
Marakkesh	192
Portofino	196



Focused on ceramics expertise


RAK Ceramics is one of the largest ceramic brands in the world, specialising in ceramic and gres porcelain wall and floor tiles, tableware, sanitaryware and faucets. With the capacity to produce 118 million square metres of tiles, 5.7 million pieces of sanitaryware, 36 million pieces of porcelain tableware and 2.6 million pieces of faucets per year, RAK Ceramics operates 23 state-of-the-art plants across the UAE, India, Bangladesh and Europe.

Founded in 1989 and headquartered in the UAE, RAK Ceramics serves clients in more than 150 countries through its network of operational hubs. The company is publicly listed on the Abu Dhabi Securities Exchange and has an annual turnover of approximately USD 1 billion.

From the world's leading ceramics lifestyle solution provider

RAK Ceramics helps architects and interior designers create icons and build marvels. It provides sustainable materials that inspire ideas, shapes and hues designed to freely express any style. Unique and inspiring products that realistically resemble natural materials, with unlimited choice.

RAK Ceramics gives porcelain perfection and limitless imagination. Its passion and expertise combined with a careful attention to details enables it to provide designers and end users with a wide range of integrated ceramics solutions, allowing their freedom to be creative and plenty of room for imagination.



RAK
CERAMICS

SURFACES



Concrete

The ultimate expression of minimalism

RAK Ceramics' concrete collection makes a powerful statement with its sheer simplicity. No fuss, no frills, just pure perfection. With its neutral colour and natural texture, the concrete-look tiles are the ideal choice in creating a minimalist look and feel. It is a versatile collection that is well suited in any setting, either with a contemporary or minimalist mood, and is ideal for both residential or industrial ambiances.



Concrete
LOUNGE




CONCRETE

Concrete
LOUNGE


LOUNGE IVORY




LOUNGE GREY




LOUNGE ANTHRACITE



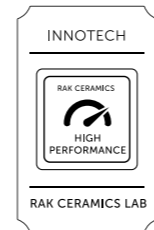
LOUNGE DARK ANTHRACITE




LOUNGE BLACK




LOUNGE BEIGE



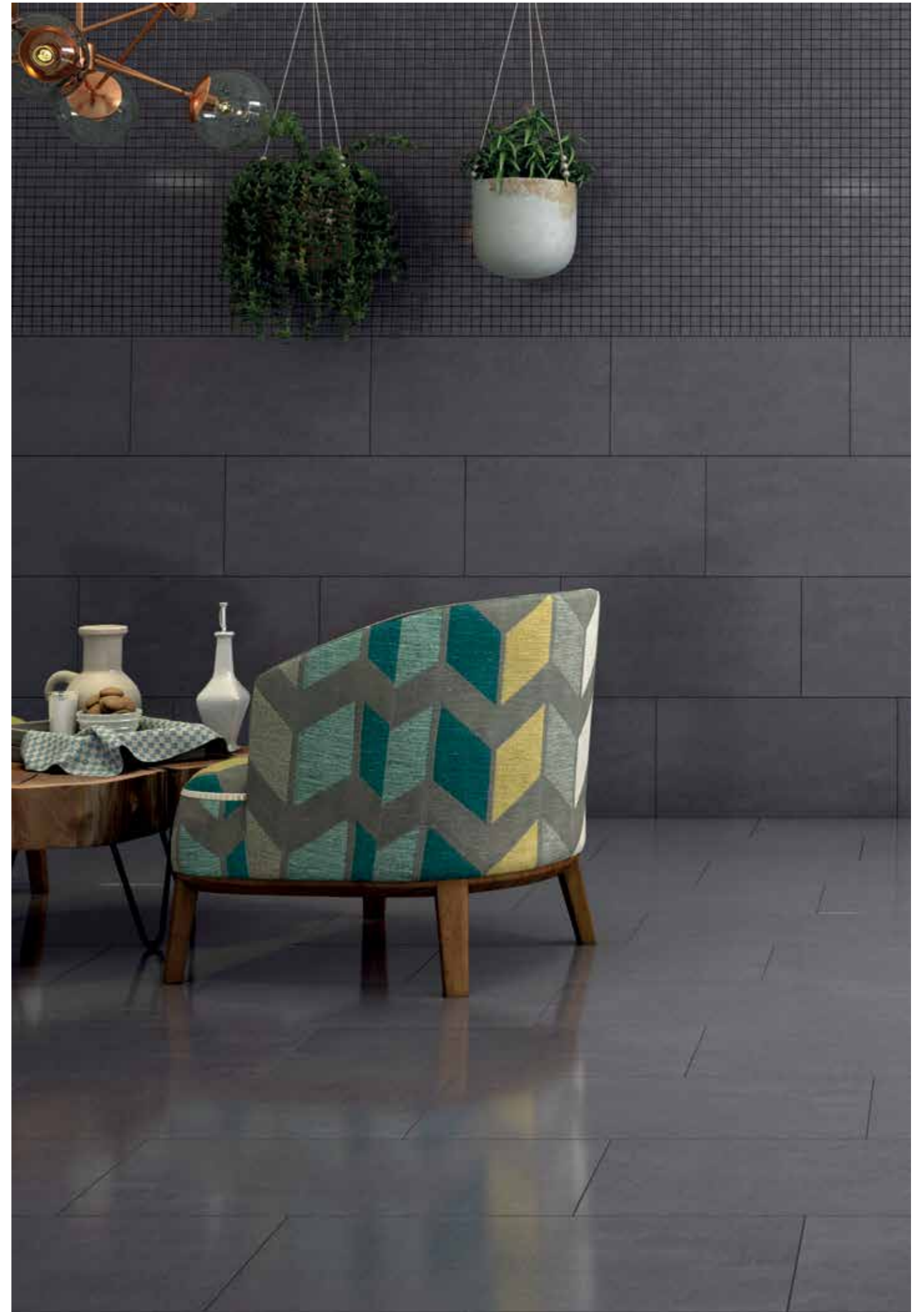

LOUNGE ANTHRACITE
MOSAIC 2.5X2.5, 30X30CM



LOUNGE ANTHRACITE
MOSAIC 3X6, 30X30CM





















LOUNGE ANTHRACITE
MOSAIC 10X10, 30X30CM



CONCRETE













LOUNGE








PORCELAIN TILES | Matt/Polished/Rustic • Rectified • Smooth/Heavy Structure

NAME	COLOUR	SURFACE	30x60 cm	60x60 cm	
LOUNGE		IVORY	MATT	A09GLOUN-085.U0R	A06GLOUN-085.U0R
		GREY	MATT	A09GLOUN-059.U0R	A06GLOUN-059.U0R
		ANTHRACITE	MATT	A09GLOUN-056.U0R	A06GLOUN-056.U0R
		DARK ANTHRACITE	MATT	A09GLOUN-055.U0R	A06GLOUN-055.U0R
		BLACK	MATT	A09GLOUN-057.U0R	A06GLOUN-057.U0R
		BEIGE	MATT	A09GLOUN-053.U0R	A06GLOUN-053.U0R
		IVORY	POLISHED	A09GLOUN-085.X0P	A06GLOUN-085.X0P
		GREY	POLISHED	A09GLOUN-059.X0P	A06GLOUN-059.X0P
		ANTHRACITE	POLISHED	A09GLOUN-054.X0P	A06GLOUN-054.X0P
		DARK ANTHRACITE	POLISHED	A09GLOUN-055.X0P	A06GLOUN-055.X0P
		BLACK	POLISHED	A09GLOUN-057.X0P	A06GLOUN-057.X0P
		BEIGE	POLISHED	A09GLOUN-053.X0P	A06GLOUN-053.X0P
		IVORY	RUSTIC	A09GLOUN-085.U2R	-
		GREY	RUSTIC	A09GLOUN-059.U2R	-
		ANTHRACITE	RUSTIC	A09GLOUN-056.U2R	-
		DARK ANTHRACITE	RUSTIC	A09GLOUN-055.U2R	-
		BLACK	RUSTIC	A09GLOUN-057.U2R	-
		BEIGE	RUSTIC	A09GLOUN-053.U2R	-

LOUNGE

PORCELAIN TILES | Matt/Polished/Rustic • Rectified • Smooth/Heavy Structure

NAME	COLOUR	SURFACE	30x30cm 2.5x2.5	30x30cm 3x6	30x30cm 10x10	
LOUNGE		IVORY	MATT	AM-GPD-85UPM/2H	AM-GPD-85UPM3/6	AM-GPD-85UP10/10
		GREY	MATT	AM-9GPD-59UP	AM-GPD-59UP3/6	AM-GPD-59UP10/10
		ANTHRACITE	MATT	AM-GPD-56UP/A	AM-GPD-56UPA	AM-GPD-56UP10/10
		DARK ANTHRACITE	MATT	AM-GPD-55UP	AM-GPD-55RT	AM-GPD-55UP10/10
		BLACK	MATT	AM-7GPD-57UP	AM-GPD-57UP	AM-GPD-57UP10/10
		BEIGE	MATT	AM-7GPD-53UP	AM-GPD-53UP	AM-GPD-53UP10/10
		MIXED	MATT	AM-GPD-56/57/59UP	-	-
		GREY	POLISHED	AM-GPD-59/2H	-	-
		ANTHRACITE	POLISHED	AM-GPD-54/A	-	-
		BLACK	POLISHED	AM-GPD-57P	-	-
		BEIGE	POLISHED	AM-30GLOUN-053/A	-	-
		MIXED	POLISHED	AM-GPD-56/57/59P	-	-

Sizes (cm)	Thickness (mm)	Pieces X 	M ² X 	Kg X 	 X  Eu. Pallet	M ² X  Eu. Pallet	kg X  Eu. Pallet
60x60	9	4	1.44	33	30	43.20	990
30x60	9	6	1.08	24.5	40	43.20	980
Mosaic 30x30	9	6	-	9	48	-	432

Concrete
OPIFICIO

NEW



CONCRETE

Concrete

OPIFICIO

OPIFICIO WHITE



OPIFICIO LIGHT GREY



V2
 Wall
 Floor
 Domestic
 Light Commercial
R10
 A

Concrete

OPIFICIO

OPIFICIO GREY



V2
 Wall
 Floor
 Domestic
 Light Commercial
R10
 A

PORCELAIN TILES | Matt • Rectified • Light Structure

NAME	COLOUR	SURFACE	30x60 cm	60x60 cm	60x120 cm	120x120 cm
OPIFICIO	WHITE	MATT	A09GOPFC-WHE.A6X0R	A06GOPFC-WHE.A6X0R	A12GOPFC-WHE.A6X5R	A22GOPFC-WHE.A0X5R
	LIGHT GREY	MATT	A09GOPFC-LIG.A6X0R	A06GOPFC-LIG.A6X0R	A12GOPFC-LIG.A6X5R	A22GOPFC-LIG.A0X5R

PORCELAIN TILES | Matt • Rectified • Light Structure

NAME	COLOUR	SURFACE	30x60 cm	60x60 cm	60x120 cm	120x120 cm
OPIFICIO	GREY	MATT	A09GOPFC-GRY.A6X0R	A06GOPFC-GRY.A6X0R	A12GOPFC-GRY.A6X5R	A22GOPFC-GRY.A0X5R

Concrete

OPIFICIO

OPIFICIO BEIGE










-  **V2**
-  Wall
-  Floor
-  Domestic
-  Light Commercial
-  **R10**
A



CONCRETE

PORCELAIN TILES | Matt • Rectified • Light Structure

NAME	COLOUR	SURFACE	30x60 cm	60x60 cm	60x120 cm	120x120 cm
OPIFICIO	 BEIGE	MATT	A09GOPFC-BEE.A6X0R	A06GOPFC-BEE.A6X0R	A12GOPFC-BEE.A6X5R	A22GOPFC-BEE.A0X5R

Sizes (cm)	Thickness (mm)	Pieces X 	M ² X 	Kg X 	 X  Eu. Pallet	M ² X  Eu. Pallet	kg X  Eu. Pallet
120x120	9	2	2.88	60	22	6336	1320
60x120	9	2	1.44	29	30	4320	891
60x60	9	4	1.44	28	30	4320	861
30x60	9	6	1.08	23	40	4320	941

Concrete
SURFACE 2.0



CONCRETE

Concrete

SURFACE 2.0

SURFACE 2.0 COOL GREY



SURFACE 2.0 MID GREY



SURFACE 2.0 OFF WHITE



SURFACE 2.0 SAND




SURFACE 2.0 NIGHT



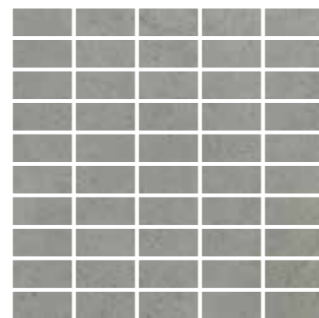
SURFACE 2.0 MIX DECOR
30X30 CM




SURFACE 2.0 COOL GREY
MOSAIC 2.5X2.5









SURFACE 2.0 COOL GREY
MOSAIC 3X6



SURFACE 2.0 COOL GREY
BRICK MOSAIC 30X30CM



-  **V2**
-  Wall
-  Floor
-  Domestic
-  Light Commercial



CONCRETE

Concrete

SURFACE 2.0

PORCELAIN TILES | Matt • Rectified • Smooth/Heavy Structure

NAME	COLOUR	SURFACE	30x60 cm	60x60 cm	60x120 cm	80x80 cm
SURFACE 2.0	COOL GREY	MATT	A09GZSUR-CGY.M0R	A06GZSUR-CGY.M0R	A12GZSUR-CGY.M0S5R	A05GZSUR-CGY.M0X0R
	MID GREY	MATT	A09GZSUR-MGY.M0R	A06GZSUR-MGY.M0R	A12GZSUR-MGY.M0S5R	A05GZSUR-MGY.M0X0R
	OFF WHITE	MATT	A09GZSUR-OWH.M0R	A06GZSUR-OWH.M0R	A12GZSUR-OWH.M0S5R	A05GZSUR-OWH.M0X0R
	SAND	MATT	A09GZSUR-SN0.M0R	A06GZSUR-SN0.M0R	A12GZSUR-SN0.M0S5R	A05GZSUR-SND.M0X0R
	NIGHT	MATT	A09GZSUR-NT0.M0R	A06GZSUR-NT0.M0R	A12GZSUR-NT0.M0S5R	-

NAME	COLOUR	SURFACE	120x120 cm	120x260 cm	135x305 cm
SURFACE 2.0	COOL GREY	MATT	A122GSFX-CGY.M0C3R	AGB62ZSFXGRYZMSNLR	AGB83ZSFXCGYZMSNLR
	MID GREY	MATT	-	-	-
	OFF WHITE	MATT	A122GSFX-OWH.M0C3R	AGB62ZSFXHOWZMSNLR	AGB83ZSFXOWHZMSNLR
	SAND	MATT	A122GSFX-SN.M0C3R	AGB62ZSFXWHTZMSNLR	AGB83ZSFXSANZMSNLR
	NIGHT	MATT	-	-	-

NAME	COLOUR	30x30cm	30x30cm 2.5x2.5	30x30cm 3x6
SURFACE 2.0	MOSAIC MIX DECOR	A00GZSUR-MIX.MDR	-	-
	COOL GREY MOSAIC	-	AM-GZSUR-CG.RT/2H	AM-GZSUR-CG.RT3/6
	MID GREY MOSAIC	-	AM-GZSUR-MG.RT/2H	AM-GZSUR-MG.RT3/6
	OFF WHITE MOSAIC	-	AM-GZSUR-OW.RT/2H	AM-GZSUR-OW.RT3/6
	SAND MOSAIC	-	AM-GZSUR-SN.RT/2H	AM-GZSUR-SN.RT3/6
	NIGHT MOSAIC	-	AM-GZSUR-NT.RT/2H	AM-GZSUR-NT.RT3/6

NAME	COLOUR	SURFACE	30x30cm
SURFACE 2.0	COOL GREY BRICK MOSAIC	MATT	AM-GZSUR-CG.RT/BRK
	MID GREY BRICK MOSAIC	MATT	AM-GZSUR-MG.RT/BRK
	OFF WHITE BRICK MOSAIC	MATT	AM-GZSUR-OW.RT/BRK
	SAND BRICK MOSAIC	MATT	AM-GZSUR-SN.RT/BRK
	NIGHT BRICK MOSAIC	MATT	AM-GZSUR-NT.RT/BRK



Sizes (cm)	Thickness (mm)	Pieces X	M² X	Kg X	X Eu. Pallet	M² X Eu. Pallet	kg X Eu. Pallet
135x305	14.5	1	4.12	160	10	4120	1600
120x260	6	1	3.12	48	20	6240	960
120x120	9	2	2.88	60	22	6336	1320
80x80	9	2	1.28	255	40	512	1020
60x120	9	2	1.44	29	30	4320	891
60x60	9	4	1.44	28	30	4320	861
30x60	9	6	1.08	23	40	4320	941
Mosaic 30x30	9	10	-	19	48	-	912

Concrete
SYMPHONY



Concrete

SYMPHONY

STAR 1



STAR 2




GAUDI A




GAUDI B



ORNAMENTAL 1




ORNAMENTAL 2



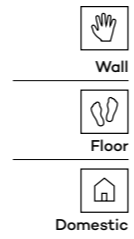

ORNAMENTAL 3












PETALS A








PETALS B



PORCELAIN TILES | Matt • Straight • Smooth

NAME	COLOUR	SURFACE	20x20 cm
	STAR 1	MATT	EBHY103
	STAR 2	MATT	EBHY203
	GAUDI A	MATT	EBDF103
	GAUDI B	MATT	EBDF302
SYMPHONY		ORNAMENTAL 1	EBDJ102
		ORNAMENTAL 2	EBDJ302
		ORNAMENTAL 3	EBDI102
	PETALS A	MATT	EBDH101
	PETALS B	MATT	EBDH202



Sizes (cm)	Thickness (mm)	Pieces X 	M ² X 	Kg X 	 X  Eu. Pallet	M ² X  Eu. Pallet	kg X  Eu. Pallet
20x20	-	14	0.56	11.55	87	48.72	1004.85

Concrete

MIX & MATCH

LOUNGE

Lounge ivory,
Lounge beige,
Sapien wood brown




OPIFICIO

Opificio white,
Opificio light grey,
Creative concrete p stone brick coral

SURFACE 2.0

Surface 2.0 cool grey,
Surface 2.0 mid grey,
Surface 2.0 night



CONCRETE



Marble

Design your luxury interiors with a timeless charm

A wide and varied range of collections inspired by the elegance of marble to offer hundreds of solutions for residential areas, hospitality industry and business places. Revised classy marble and granite patterns displaying elegant veins which remodel your spaces, creating sophisticated ambiances. When you choose a Marble looking tile collection, you choose the timeless beauty of one of the finest materials in nature, combining it with all the advantages of porcelain and ceramic tiles in terms of performance, durability, ease of laying and maintenance.



MARBLE

Versatile and simply beautiful, the Maximus slab revolutionises the design and architecture world by opening up new perspectives in tiles application that were previously unimaginable. All the continuous surfaces are designed for any type of application: floor and walls, cladding, furnishing, countertops and provide x flexibility and high technical and aesthetic performances.

WALLS AND FACADE

COUNTERTOP SURFACES

FURNITURE

FLOOR

Marble
AMANI MARBLE








AMANI MARBLE

AMANI MARBLE LIGHT GREY

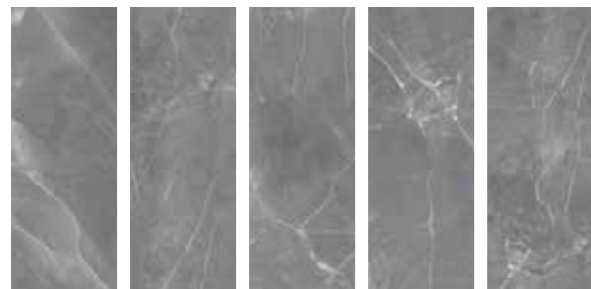


AMANI MARBLE DARK GREY

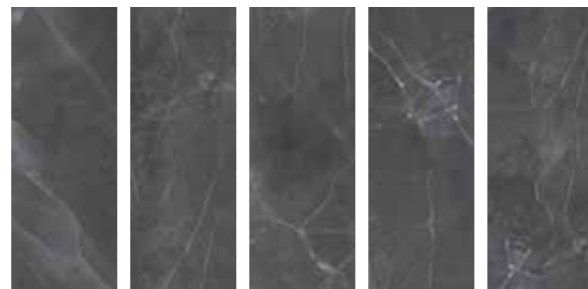


-  **V2**
-  Wall
-  Floor
-  Domestic
-  Light Commercial


AMANI MARBLE LIGHT GREY VARIATIONS
120X240 AND 60X120




AMANI MARBLE DARK GREY VARIATIONS
120X240 AND 60X120





AMANI MARBLE LIGHT GREY VARIATIONS
120X120










AMANI MARBLE DARK GREY VARIATIONS
120X120



PORCELAIN TILES | Polished • Rectified • Smooth

NAME	COLOUR	SURFACE	60x120 cm	120x120 cm	120x240 cm
AMANI MARBLE	 LIGHT GREY	POLISHED	AGB12AMMBLIGZHSS5P	AGB22AMMBLIGZHSC3P	AGB46AMMBLIGZHSC3P
	 DARK GREY	POLISHED	AGB12AMMBDKGZHSS5P	AGB22AMMBDKGZHSC3P	AGB46AMMBDKGZHSC3P

Sizes (cm)	Thickness (mm)	Pieces X 	M ² X 	Kg X 	 X  Eu. Pallet	M ² X  Eu. Pallet	kg X  Eu. Pallet
120x240	9	1	2.88	60	15	43.20	995
120x120	9	2	2.88	60	22	63.36	1320
60x120	9	2	1.44	29	30	43.20	891

Marble
BAHIA WAVE









MARBLE

Marble

BAHIA WAVE

BAHIA WAVE BLUE










-  **V2**
-  Wall
-  Floor
-  Domestic
-  Light Commercial



MARBLE

PORCELAIN TILES | Polished • Rectified • Smooth

NAME	COLOUR	SURFACE	120x240 cm
BAHIA WAVE	 BLUE	POLISHED	AGB46BHWEBLEZHSC3P

Sizes (cm)	Thickness (mm)	Pieces X 	M ² X 	Kg X 	 X  Eu. Pallet	M ² X  Eu. Pallet	kg X  Eu. Pallet
120x240	9	1	2.88	60	15	43.20	995

Marble
BLU DEL BELGIO



MARBLE

Marble






BLU DEL BELGIO

BLU DEL BELGIO BLUE



BLU DEL BELGIO CLAY




-  **V2**
-  Wall
-  Floor
-  Domestic
-  Light Commercial





BLU DEL BELGIO BLUE VARIATIONS
135X305, 120X260 AND 120X240










BLU DEL BELGIO CLAY VARIATIONS
135X305, 120X260 AND 120X240




PORCELAIN TILES | Polished • Rectified • Smooth

NAME	COLOUR	SURFACE	120x240 cm	120x260 cm	135x305 cm
BLU DEL BELGIO	 BLUE	POLISHED	A146GBLB-BLOGOC3P	A62GZBLB-BLOGOC6P	A83GZBLB-BLOGOC2P
	 CLAY	POLISHED	A146ZBLB-CLOGOC3P	A62GZBLB-CLOGOC6P	A83GZBLB-CLOGOC2P

Sizes (cm)	Thickness (mm)	Pieces X 	M ² X 	Kg X 	 X  Eu. Pallet	M ² X  Eu. Pallet	kg X  Eu. Pallet
135x305	14.5	1	4.12	160	10	41.20	1600
120x260	6	1	3.12	48	20	62.40	960
120x240	9	1	2.88	60	15	43.20	995

*Also available as countertops.

Marble
BRECCIA



MARBLE

Marble






BRECCIA

BRECCIA ADIGE GREY



BRECCIA DAINO BEIGE



-  **V2**
-  Wall
-  Floor
-  Domestic
-  Light Commercial

BRECCIA ADIGE GREY VARIATIONS
120X260 AND 60X120




BRECCIA DAINO BEIGE VARIATIONS
120X260








BRECCIA ADIGE GREY VARIATIONS
120X120









*Breccia Adige Grey also available as countertops.



PORCELAIN TILES | Polished/Matt/Honed • Rectified • Smooth

NAME	COLOUR	SURFACE	60x120 cm	120x120 cm	120x260 cm	
BRECCIA		ADIGE GREY	POLISHED	A12GBRAE-GRYNOX5P	A22GBRAE-GRYNOX5P	A62GBRAE-GRYNOX6P
		ADIGE GREY	MATT	A12GBRAE-GRY-MOX5R	A22GBRAE-GRY-MOX5R	-
		ADIGE GREY	HONED	-	-	A62GBRAE-GRY00X6P
		DAINO BEIGE	POLISHED	-	-	A62GBRDA-BEE.NOX6P
		DAINO BEIGE	HONED	-	-	A62GBRDA-BEE00X6P

Sizes (cm)	Thickness (mm)	Pieces X 	M ² X 	Kg X 	 X Eu. Pallet	M ² X  Eu. Pallet	kg X  Eu. Pallet
120x260	6	1	3.12	48	20	62.40	960
120x120	9	2	2.88	60	22	63.36	1320
60x120	9	2	1.44	29	30	43.20	891

Marble
CALACATTA



MARBLE

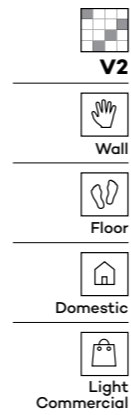
Marble

CALACATTA


CALACATTA AFRICA WHITE



CALACATTA GOLD WHITE




CALACATTA AFRICA WHITE VARIATIONS
135X305, 120X260, 120X240 AND 60X120



CALACATTA GOLD WHITE VARIATIONS
135X305, 120X260, 120X240 AND 60X120



CALACATTA AFRICA WHITE VARIATIONS
120X120



CALACATTA GOLD WHITE VARIATIONS
120X120



*Also available as countertops.




PORCELAIN TILES | Polished/Matt • Rectified • Smooth

NAME	COLOUR	SURFACE	60x120 cm	120x120 cm	120x240 cm	120x260 cm	135x305 cm
AFRICA WHITE	POLISHED		AGB12CCAFWHEZHSS5P	AGB22CCAFWHEZHSC3P	AGB46CCAFWHEZHSC3P	A62GCCAF-WHEM0X6P	A83GCCAF-WHEM0X2P
		MATT	A12GCCAF-WHE-M0X5R	A22GCCAF-WHE-M0X5R	-	A62GCCAF-WHEM0X6R	-
GOLD WHITE	POLISHED		AGB12CTAGWHEZHSS5P	AGB22CTAGWHEZHSC3P	AGB46CTAGWHEZHSC3P	A62GCTAG-WHEM0X6P	A83GCTAG-WHEM0X2P
		MATT	A12GCTAG-WHE-M0X5R	A22GCTAG-WHEM0X5R	A46GCTAG-WHE-M0X5R	A62GCTAG-WHEM0X6R	-

Sizes (cm)	Thickness (mm)	Pieces X	M ² X	Kg X	X Eu. Pallet	M ² X Eu. Pallet	kg X Eu. Pallet
135x305	14.5	1	4.12	160	10	41.20	1600
120x260	6	1	3.12	48	20	62.40	960
120x240	9	1	2.88	60	15	43.20	900
120x120	9	2	2.88	60	22	63.36	1320
60x120	9	2	1.44	29	30	43.20	891

Marble
CLASSIC CARRARA









MARBLE

Marble


CLASSIC CARRARA

CLASSIC CARRARA GREY




-  **V2**
-  Wall
-  Floor
-  Domestic
-  Light Commercial

CLASSIC CARRARA GREY VARIATIONS
135X305, 120X260, 120X240 AND 60X120



CLASSIC CARRARA GREY VARIATIONS
120X120









*Also available as countertops.



PORCELAIN TILES | Polished/Matt • Rectified • Smooth

NAME	COLOUR	SURFACE	60x120 cm	120x120 cm	120x240 cm	120x260 cm	135x305 cm
CLASSIC CARRARA	GREY	POLISHED	AGB12ZCRRGRYZGSSP	A122GZCRR-GYG0C3P	A146ZCRR-GY0G0C3P	A62GZCRR-GY0G0C6P	A83GZCRR-GY0G0C2P
	GREY	MATT	A12GZCRR-GRY-MOX5R	A22GZCRR-GRY-MOX5R	-	A62GZCRR-GRYMOX6R	

Sizes (cm)	Thickness (mm)	Pieces X 	M ² X 	Kg X 	 X Eu. Pallet	M ² X  Eu. Pallet	kg X  Eu. Pallet
135x305	14.5	1	4.12	160	10	41.20	1600
120x260	6	1	3.12	48	20	62.40	960
120x240	9	1	2.88	60	15	43.20	995
120x120	9	2	2.88	60	22	63.36	1320
60x120	9	2	1.44	29	30	43.20	891

Marble
CRYSTAL WHITE








Marble

CRYSTAL WHITE

CRYSTAL WHITE



-  **V2**
-  Wall
-  Floor
-  Domestic
-  Light Commercial

CRYSTAL WHITE VARIATIONS
60X120









CRYSTAL WHITE VARIATIONS
120X120



MARBLE


PORCELAIN TILES | Polished/Matt • Rectified • Smooth

NAME	COLOUR	SURFACE	60x120 cm	120x120 cm
CRYSTAL WHITE	WHITE	POLISHED	A12GCYTR-WHE.NOX5P	A22GCYTR-WHE.NOX5P
	WHITE	MATT	A12GCYTR-WHE.MOX5R	A22GCYTR-WHE.MOX5R

Sizes (cm)	Thickness (mm)	Pieces X 	M ² X 	Kg X 	 X Eu. Pallet	M ² X  Eu. Pallet	kg X  Eu. Pallet
120x120	9	2	2.88	60	22	63.36	1320
60x120	9	2	1.44	29	30	43.20	891

Marble
GRANITO BLUE ANDE

NEW








MARBLE

Marble


GRANITO BLUE ANDE

GRANITO BLUE ANDE



-  **V2**
-  Wall
-  Floor
-  Domestic
-  Light Commercial

GRANITO BLUE ANDE VARIATIONS
60X120










GRANITO BLUE ANDE VARIATIONS
120X120



MARBLE


PORCELAIN TILES | Polished • Rectified • Smooth

NAME	COLOUR	SURFACE	60x120 cm	120x120 cm
GRANITO BLUE ANDE	BLUE	POLISHED	A12GGBLA-BLE.NOX5P	A22GGBLA-BLE.NOX5P

Sizes (cm)	Thickness (mm)	Pieces X 	M ² X 	Kg X 	 X  Eu. Pallet	M ² X  Eu. Pallet	kg X  Eu. Pallet
120x120	9	2	2.88	60	60	63.36	1320
60x120	9	2	1.44	29	30	43.20	891

Marble
ICELAND WHITE

NEW








MARBLE

Marble


ICELAND WHITE

ICELAND WHITE



-  **V2**
-  Wall
-  Floor
-  Domestic
-  Light Commercial

ICELAND WHITE VARIATIONS
60X120










ICELAND WHITE VARIATIONS
60X60 AND 120X120



PORCELAIN TILES | Polished • Rectified • Smooth

NAME	COLOUR	SURFACE	60x60 cm	60x120 cm	120x120 cm
ICELAND WHITE	WHITE	POLISHED	A06GICMR-WHE.NOX0P	A12GICMR-WHE.NOX5P	A22GICMR-WHE.NOX5P
	WHITE	MATT	-	-	A22GICMR-WHE.MOX5R

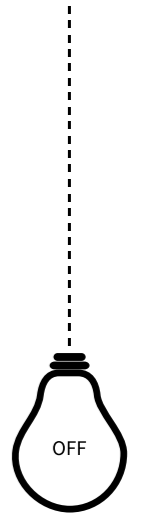
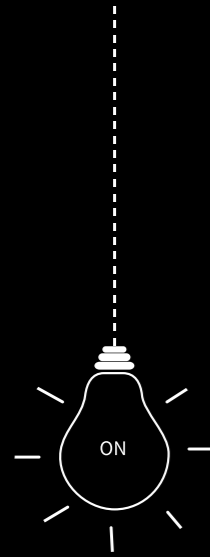
Sizes (cm)	Thickness (mm)	Pieces X 	M ² X 	Kg X 	 X  Eu. Pallet	M ² X  Eu. Pallet	kg X  Eu. Pallet
120x120	9	2	2,88	60	22	63,36	1320
60x120	9	2	1,44	29	30	43,20	891
60x60	9	4	1,44	28	30	43,20	861

Marble
LUCE

**SIGNATURE
COLLECTION**



MARBLE



MARBLE

LUCE

Light becomes a design tool in the hands of the designer and through elegant surfaces it enriches environments, making them magical.

This is what makes the new Luce slabs a stunning centrepiece for your design concept with amazing backlighting technology. An absolute novelty that will inspire your creativity.

Seven different graphics and colours in marble and onyx effect, that replicate the natural ability of the stones to filter light.

Can be used in hotels, restaurants, offices, shops and sophisticated residential environments. Light up your projects with Luce.

Marble

LUCE

LUCE ONYX WHITE




LUCE ONYX HARLEQUIN



LUCE ONYX GREEN JADE



LUCE BAHIA AZUL



LUCE ONYX IVORY



LUCE ONYX ARCO RED



LUCE MARBLE WHITE



V3



Wall



Domestic











Light Commercial

SIGNATURE
COLLECTION




PORCELAIN TILES | Polished • Rectified • Smooth

NAME	COLOUR	SURFACE	120x260 cm	
LUCE		ONYX WHITE	POLISHED	ATB62LUCEONVZHSC6P
		ONYX HARLEQUIN	POLISHED	ATB62LUCEOHNZHSC6P
		ONYX GREEN JADE	POLISHED	A62GLUCE-OGJNOX6P
		BAHIA AZUL	POLISHED	ATB62LUCEBAZZHSC6P
		ONYX IVORY	POLISHED	ATB62LUCEOIVZHSC6P
		ONYX ARCO RED	POLISHED	ATB62LUCEOARZHSC6P
		MARBLE WHITE	POLISHED	ATB62LUCEMARZHSC6P

Sizes (cm)	Thickness (mm)	Pieces X 	M ² X 	Kg X 	 X  Eu. Pallet	M ² X  Eu. Pallet	kg X  Eu. Pallet
120x260	6	1	3.12	48	20	6240	960

Marble
MEDICEA MARBLE








Marble

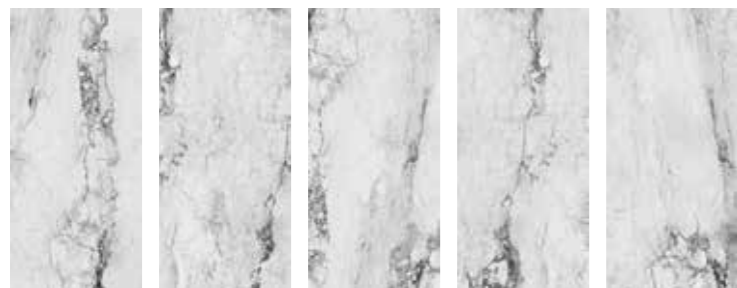
MEDICEA MARBLE

MEDICEA MARBLE WHITE









-  **V2**
-  Wall
-  Floor
-  Domestic
-  Light Commercial

MEDICEA MARBLE WHITE VARIATIONS
135X305, 120X260 AND 120X240



PORCELAIN TILES | Polished/Matt • Rectified • Smooth

NAME	COLOUR	SURFACE	120x240 cm	120x260 cm	135x305 cm
MEDICEA MARBLE	WHITE	POLISHED	AGB46MDMBWHEZHSC3P	AGB62MDMBWHEZHSC6P	AGB83MDMBWHEZHSNLP
	WHITE	MATT	A46GMDMB-WHE-MOXSR	A62GMDMB-WHEMOX6R	-

Sizes (cm)	Thickness (mm)	Pieces X 	M ² X 	Kg X 	 X Eu. Pallet	M ² X  Eu. Pallet	kg X  Eu. Pallet
135x305	14.5	1	4.12	160	10	4120	1600
120x260	6	1	3.12	48	20	6240	960
120x240	9	1	2.88	60	15	4320	995

*Also available as countertops.

MARBLE

Marble
OROBICO

NEW








Marble


OROBICO

OROBICO GREY



-  **V2**
-  Wall
-  Floor
-  Domestic
-  Light Commercial


OROBICO MARBLE GREY VARIATIONS
60X120




PORCELAIN TILES | Polished • Rectified • Smooth

NAME	COLOUR	SURFACE	60x120 cm
------	--------	---------	-----------


OROBICO		GREY	POLISHED
A12GORBG-GRYNOX5P			

Sizes (cm)	Thickness (mm)	Pieces X 	M ² X 	Kg X 	 X  Eu. Pallet	M ² X  Eu. Pallet	kg X  Eu. Pallet
60x120	9	1	144	33	30	43.20	900



MARBLE

Marble
PANDA MARBLE








Marble


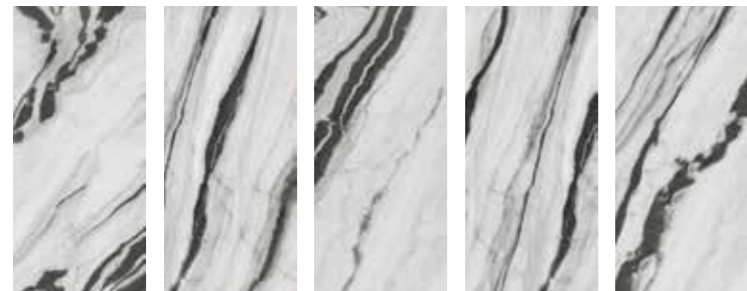
PANDA MARBLE

PANDA MARBLE WHITE





-  **V2**
-  Wall
-  Floor
-  Domestic
-  Light Commercial







PANDA MARBLE WHITE VARIATIONS
120X260 AND 120X240



MARBLE

PORCELAIN TILES | Polished/Honed • Rectified • Smooth

NAME	COLOUR	SURFACE	120x240 cm	120x260 cm
PANDA MARBLE	 WHITE	POLISHED	AGB46PDMBWHEZHSC3P	AGB62PDMBWHEZHSC6P
	 WHITE	HONED	-	A62GPDMB-WHEOOX6P

Sizes (cm)	Thickness (mm)	Pieces X 	M ² X 	Kg X 	 X Eu. Pallet	M ² X  Eu. Pallet	kg X  Eu. Pallet
120x260	6	1	3.12	48	20	62.40	960
120x240	9	1	2.88	60	15	43.20	995

Marble
PREZIOSI



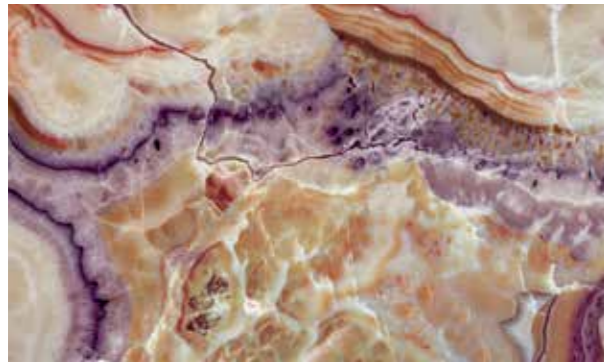
**SIGNATURE
COLLECTION**

MARBLE

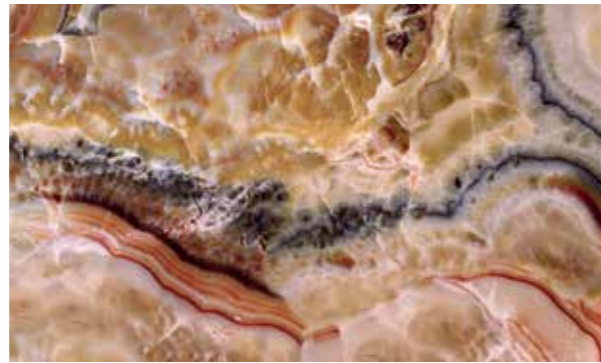
Marble

PREZIOSI


PREZIOSI RIO



PREZIOSI PEARL




PREZIOSI GREEN



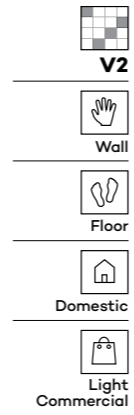

PREZIOSI ROCK









PREZIOSI OCEAN



PREZIOSI PLUM



PORCELAIN TILES | Polished/Matt • Rectified • Smooth

NAME	COLOUR	SURFACE	120x260 cm
	RIO	POLISHED	A62GPRZS-RIONOX6P
	PEARL	POLISHED	A62GPRZS-PRLNOX6P
	GREEN	POLISHED	A62GPRZS-GREN0X6P
	ROCK	POLISHED	A62GPRZS-RCKNOX6P
	OCEAN	POLISHED	A62GPRZS-OCNNOX6P
	PLUM	POLISHED	A62GPRZS-PLMNOX6P



Sizes (cm)	Thickness (mm)	Pieces X	M ² X	Kg X	Eu. Pallet	M ² X Eu. Pallet	kg X Eu. Pallet
120x260	6	1	3.12	48	20	62.40	960

Marble

RAIN MARBLE


RAIN MARBLE WHITE









OPEN BOOK EFFECT (FACE A)













OPEN BOOK EFFECT (FACE B)



-  **V2**
-  Wall
-  Floor
-  Domestic
-  Light Commercial



NAME	COLOUR	SURFACE	120x260 cm	135x305 cm
	 WHITE	POLISHED	-	A83GRANM-WHEMOX2R
RAIN MARBLE	 OPEN BOOK EFFECT (FACE A)	POLISHED	AGD62RANMWHEZHA1P	-
	 OPEN BOOK EFFECT (FACE B)	POLISHED	AGD62RANMWHEZHA2P	-

Sizes (cm)	Thickness (mm)	Pieces X 	M ² X 	Kg X 	 X  Eu. Pallet	M ² X  Eu. Pallet	kg X  Eu. Pallet
135x305	14,5	1	4,12	160	10	41,20	1600
120x260	6	1	3,12	48	20	62,40	960

Marble
TREVISO

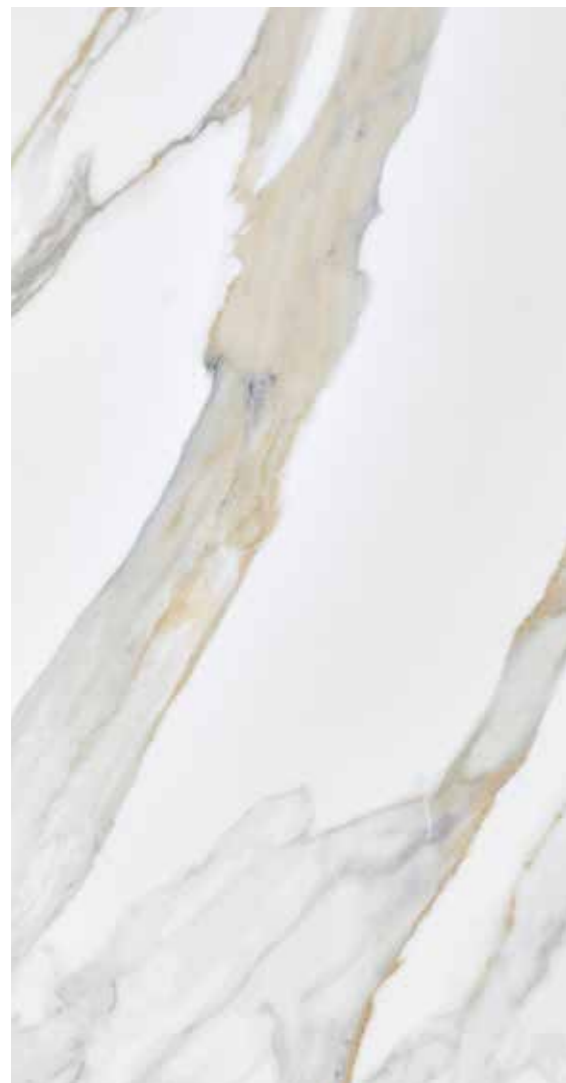
NEW








MARBLE

TREVISO

TREVISO WHITE/GOLD




-  **V2**
-  Wall
-  Floor
-  Domestic
-  Light Commercial

TREVISO WHITE/GOLD VARIATIONS
60X120










TREVISO WHITE/GOLD VARIATIONS
60X60 AND 120X120



MARBLE

PORCELAIN TILES | Polished • Rectified • Smooth

NAME	COLOUR	SURFACE	60x60 cm	60x120 cm	120x120 cm
TREVISO	 WHITE/GOLD	POLISHED	A06GMBLT-WHE.NOX0P	A12GMBLT-WHE.NOX5P	A22GMBLT-WHE.NOX5P

Sizes (cm)	Thickness (mm)	Pieces X 	M ² X 	Kg X 	 X  Eu. Pallet	M ² X  Eu. Pallet	kg X  Eu. Pallet
120x120	9	2	2.88	60	22	63.36	1320
60x120	9	2	1.44	29	30	43.20	891
60x60	9	4	1.44	28	30	43.20	861

Marble
VERSILIA MARBLE








MARBLE

Marble

VERSILIA MARBLE

VERSILIA MARBLE WHITE




-  **V2**
-  Wall
-  Floor
-  Domestic
-  Light Commercial

VERSILIA MARBLE WHITE VARIATIONS
135X305, 120X260, 120X240 AND 60X120



VERSILIA MARBLE WHITE VARIATIONS
120X120 AND 60X60






*Also available as countertops.



PORCELAIN TILES | Polished/Matt • Rectified • Smooth

NAME	COLOUR	SURFACE	60x60 cm	60x120 cm	120x120 cm
VERSILIA MARBLE	WHITE	POLISHED	-	AGB12VSMBWHEZHSS5P	AGB22VSMBWHEZHSC3P
	WHITE	MATT	A06GVSMB-WHE.MOX0R	A12GVSMB-WHE.OOX5P	A22GVSMB-WHE-MOX5R
	WHITE	FULL LAPPATO	A06GVSMB-WHE.NOX0P	-	-

NAME	COLOUR	SURFACE	120x240 cm	120x260 cm	135x305 cm
VERSILIA MARBLE	WHITE	POLISHED	AGB46VSMBWHEZHSC3P	AGB62VSMBWHEZHSC6P	AGB83VSMBWHEZHSNLP
	WHITE	MATT	A46GVSMB-WHE-MOX5R	A62GVSMB-WHE.MOX6R	-

Sizes (cm)	Thickness (mm)	Pieces X 	M ² X 	Kg X 	 X Eu. Pallet	M ² X  Eu. Pallet	kg X  Eu. Pallet
135x305	14,5	1	4.12	160	10	41.20	1600
120x260	6	1	3.12	48	20	62.40	960
120x240	9	1	2.88	60	15	43.20	995
120x120	9	2	2.88	60	22	63.36	1320
60x120	9	2	1.44	29	30	43.20	891
60x60	9	4	1.44	28	30	43.20	861

Marble

MIX & MATCH

CALACATTA GOLD

Calacatta gold,
Opificio light grey,
Portofino ocean




CALACATTA AFRICA

Calacatta africa,
Sapien wood honey,
Marakkesh dark pink



BAHIA WAVE

Bahia wave,
Portofino brick greige,
Pontino ivory



BLU DEL BELGIO

Blu del belgio,
Luce onyx ivory,
Sensation white



AMANI MARBLE

Amani marble light grey,
Moonstone grey,
Paleo white



RAIN MARBLE

Rain marble,
Paleo ivory decor,
Mimesis anthracite




MARBLE

Marble

MIX & MATCH

LUCE

Luce onyx harlequin,
Clay stone bone,
Marakkesh brown




PANDA MARBLE

Panda marble,
Opificio light grey,
Creative concrete p stone brick anthracite



PREZIOSI


Preziosi ocean,
Symphony ornamental 1,
Sensation white



VERSILIA MARBLE

Versilia marble,
Marakkesh white,
Creative concrete p stone brick lavender






Metal

All the variations of a fascinating material

RAK Ceramics celebrates the dramatic effects and contrasting colours created during the ageing process of raw metal. With a bold and arresting appearance, the Metal collection for wall and floor, is perfect for urban and industrial settings. Metal-effect tiles are offered in a wide range of plain and decor: roughly ground steel, aged bronze, rusty metal sheet, etc. The range perfectly matches with any interior and decorative style, giving life to spaces that are both elegant and surprising.

Metal
MIMESIS

NEW



METAL

Metal

MIMESIS

MIMESIS IVORY



MIMESIS GREY *








MIMESIS RUST *



MIMESIS ANTHRACITE *







* SPECIAL ORDER

-  **V2**
-  Wall
-  Floor
-  Domestic
-  Light Commercial



METAL

PORCELAIN TILES | Matt • Rectified • Heavy Structure

NAME	COLOUR	SURFACE	120x120 cm
MIMESIS	 IVORY	MATT	A22GMIMS-IVO.MOXGR
	 GREY *	MATT	A22GMIMS-GRY.MOXGR
	 RUST *	MATT	A22GMIMS-RST.MOXGR
	 ANTHRACITE *	MATT	A22GMIMS-ANT.MOXGR

Sizes (cm)	Thickness (mm)	Pieces X 	M ² X 	Kg X 	 X  Eu. Pallet	M ² X  Eu. Pallet	kg X  Eu. Pallet
120x120	9	2	2.88	60	22	63.36	1320



Stone

No better way to create a relaxing environment

RAK Ceramics reinterprets the ancestral charm of stone and transforms it into one of the most preferred materials in contemporary architecture. Solid, durable and extremely versatile, the stone-look tiles have special features and a highly attractive visual impact. A traditional mood that is able to define interior design projects with a modern appeal. RAK Ceramics' stone collection is inspired by various types of stone existing in nature and is the ideal choice to create a particularly welcoming atmosphere that suits a sophisticated environment; providing a sensation of wellness and relaxation.



STONE

Stone
BALTICO

NEW



STONE

Stone

BALTICO

BALTICO BEIGE









BALTICO GREY










BALTICO LIGHT GREY






-  **V2**
-  Wall
-  Floor
-  Domestic
-  Light Commercial



STONE

Sizes (cm)	Thickness (mm)	Pieces X 	M ² X 	Kg X 	 X  Eu. Pallet	M ² X  Eu. Pallet	kg X  Eu. Pallet
100x100	9mm	1	1	23	58	58	1334

PORCELAIN TILES | Matt • Rectified • Light Structure

NAME	COLOUR	SURFACE	100x100 cm
	 BEIGE	MATT	A01GBLIC-BEE.A6X5R
BALTICO	 GREY	MATT	A01GBLIC-GRY.A6X5R
	 LIGHT GREY	MATT	A01GBLIC-LIG.A6X5R

Stone
CLAY STONE



STONE

Stone

CLAY STONE

CLAY STONE BEIGE



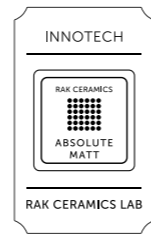
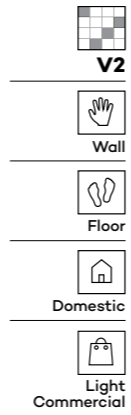
CLAY STONE DARK GREY



CLAY STONE GREY



CLAY STONE WHITE



PORCELAIN TILES | Matt • Rectified • Light Structure

NAME	COLOUR	SURFACE	30x60 cm	60x60 cm
CLAY STONE	BEIGE	MATT	A09GCYSE-BEE.A6X0R	A06GCYSE-BEE.A6X0R
	DARK GREY	MATT	A09GCYSE-DKG.A6X0R	A06GCYSE-DKG.A6X0R
	GREY	MATT	A09GCYSE-GRY.A6X0R	A06GCYSE-GRY.A6X0R
	WHITE	MATT	A09GCYSE-WHE.A6X0R	A06GCYSE-WHE.A6X0R

Sizes (cm)	Thickness (mm)	Pieces X	M ² X	Kg X	X Eu. Pallet	M ² X Eu. Pallet	kg X Eu. Pallet
60x60	9	4	144	33	30	4320	990
30x60	9	6	108	23	40	4320	920



STONE

Stone
CREATIVE CONCRETE P

NEW



STONE

CREATIVE CONCRETE P

CREATIVE CONCRETE P WHITE



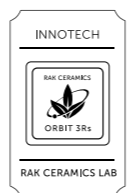
CREATIVE CONCRETE P BEIGE



CREATIVE CONCRETE P GREY




CREATIVE CONCRETE P DARK GREY



PORCELAIN TILES | Matt • Rectified • Smooth

NAME	COLOUR	SURFACE	120x120 cm
CREATIVE CONCRETE P	WHITE	MATT	A22GCTVP-WHE.MOX5R
	BEIGE	MATT	A22GCTVP-BEE.MOX5R
	GREY	MATT	A22GCTVP-GRY.MOX5R
	DARK GREY	MATT	A22GCTVP-DKG.MOX5R



Sizes (cm)	Thickness (mm)	Pieces X	M ² X	Kg X	X Eu. Pallet	M ² X Eu. Pallet	kg X Eu. Pallet
120x120	9	2	2.88	60	22	63.36	1020

Stone
CREATIVE CONCRETE P (STRUCTURED)

NEW



STONE

CREATIVE CONCRETE P (STRUCTURED)

CREATIVE CONCRETE P (STRUCTURED) WHITE




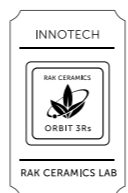
CREATIVE CONCRETE P (STRUCTURED) BEIGE



CREATIVE CONCRETE P (STRUCTURED) GREY



CREATIVE CONCRETE P (STRUCTURED) DARK GREY



STONE

PORCELAIN TILES | Matt • Rectified • Structured

NAME	COLOUR	SURFACE	80x80 cm
CREATIVE CONCRETE P (STRUCTURED)	WHITE	MATT	A05GCTVP-WHE.A6XOR
	BEIGE	MATT	A05GCTVP-BEE.A6XOR
	GREY	MATT	A05GCTVP-GRY.A6XOR
	DARK GREY	MATT	A05GCTVP-DKG.A6XOR

Sizes (cm)	Thickness (mm)	Pieces X	M ² X	Kg X	X Eu. Pallet	M ² X Eu. Pallet	kg X Eu. Pallet
80x80	9	2	1.28	25.5	40	51.2	1020

Stone

CREATIVE CONCRETE P STONE

NEW



STONE

CREATIVE CONCRETE P STONE

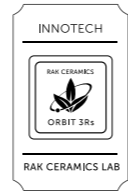
CREATIVE CONCRETE P STONE WHITE



CREATIVE CONCRETE P STONE BEIGE




CREATIVE CONCRETE P STONE GREY



PORCELAIN TILES | Matt • Rectified • Smooth

NAME	COLOUR	SURFACE	60x60 cm	60x120 cm	120x120 cm
CREATIVE CONCRETE P STONE	WHITE	MATT	A06GCTVS-WHE.A0X0R	A12GCTVS-WHE.A0X5R	A22GCTVS-WHE.A0X5R
	BEIGE	MATT	A06GCTVS-BEE.A0X0R	A12GCTVS-BEE.A0X5R	A22GCTVS-BEE.A0X5R
	GREY	MATT	A06GCTVS-GRY.A0X0R	A12GCTVS-GRY.A0X5R	A22GCTVS-GRY.A0X5R



Sizes (cm)	Thickness (mm)	Pieces X	M ² X	Kg X	X Eu. Pallet	M ² X Eu. Pallet	kg X Eu. Pallet
120x120	9	2	2.88	60	22	63.36	1020
60x120	9	2	1.44	29	30	43.20	891
60x60	9	4	1.44	28	30	43.20	861

Stone
MOONSTONE

NEW



STONE

MOONSTONE

MOONSTONE WHITE

MOONSTONE BEIGE









-  **V2**
-  Wall
-  Floor
-  Domestic
-  Light Commercial
-  Outdoor



MOONSTONE GREY

MOONSTONE DARK GREY









-  **V2**
-  Wall
-  Floor
-  Domestic
-  Light Commercial
-  Outdoor

PORCELAIN TILES | Matt • Rectified • Smooth

NAME	COLOUR	SURFACE	30x60 cm	60x60 cm	60x120 cm	100x100 cm	
MOONSTONE		WHITE	MATT	A09GMOST-WHE.A0X0R	A06GMOST-WHE.A0X0R	A12GMOST-WHE.A0X5R	A01GMOST-WHE.A0X5R
		BEIGE	MATT	A09GMOST-BEE.A0X0R	A06GMOST-BEE.A0X0R	A12GMOST-BEE.A0X5R	A01GMOST-BEE.A0X5R

PORCELAIN TILES | Matt • Rectified • Smooth

NAME	COLOUR	SURFACE	30x60 cm	60x60 cm	60x120 cm	100x100 cm	
MOONSTONE		GREY	MATT	A09GMOST-GRY.A0X0R	A06GMOST-GRY.A0X0R	A12GMOST-GRY.A0X5R	A01GMOST-GRY.A0X5R
		DARK GREY	MATT	A09GMOST-DKG.A0X0R	A06GMOST-DKG.A0X0R	A12GMOST-DKG.A0X5R	A01GMOST-DKG.A0X5R

Sizes (cm)	Thickness (mm)	Pieces X 	M ² X 	Kg X 	 X Eu. Pallet	M ² X  Eu. Pallet	kg X  Eu. Pallet
100x100	9	1	1	23	58	58	1334
60x120	9	2	1.44	29	30	43.2	891
60x60	9	4	1.44	28	30	43.2	861
30x60	9	6	1.08	23	40	43.5	861

Stone
PALEO



STONE


Stone

PALEO

PALEO BEIGE



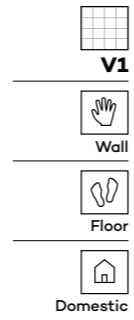
PALEO ANTHRACITE



PALEO GREY










PALEO WHITE



STONE

PORCELAIN TILES | Matt • Rectified • Smooth

NAME	COLOUR	SURFACE	80x80 cm
PALEO	 BEIGE	MATT	A05GPAEO-BEE.AOXOR
	 ANTHRACITE	MATT	A05GPAEO-ANT.AOXOR
	 GREY	MATT	A05GPAEO-GRY.AOXOR
	 WHITE	MATT	A05GPAEO-WHE.AOXOR


Sizes (cm)	Thickness (mm)	Pieces X 	M ² X 	Kg X 	 X  Eu. Pallet	M ² X  Eu. Pallet	kg X  Eu. Pallet
80x80	9	2	1.28	25.5	40	51.20	1020

Stone

MIX & MATCH

BALTICO

Baltico grey,
Portofino green,
Sapien wood natural decor




CLAY STONE

Clay stone grey,
Versilia marble white,
Portofino greige




CREATIVE CONCRETE P

Creative concrete p white,
Baltico ivory decor,
Symphony star 1



PALEO

Paleo anthracite,
Preziosi ocean,
Portofino white





Wood

Be inspired by wood effect tiles

Natural-looking tiles are one of the key trends for indoor and outdoor floors, and wood is one of the most popular choices thanks to its versatility and beauty. Combining the aesthetic quality of natural timber with the durability of porcelain tiles, wood effect tiles are the perfect option when replacing a floor in a renovation project or laying a new floor in a newly-built property, as it helps in creating your own personal style. Parquet floor tiles can give any room the elegant look of hardwood, in an eco-friendly and new way. It's waterproof, highly resistant to scratches and chemicals, easy to clean, and resistant to heat and frost. It definitely looks like a good idea!



WOOD

SAPIEN WOOD

SAPIEN WOOD NATURAL



SAPIEN WOOD HONEY



SAPIEN WOOD BROWN



SAPIEN WOOD NATURAL DECOR








SAPIEN WOOD HONEY DECOR






SAPIEN WOOD BROWN DECOR






-  **V2**
-  Wall
-  Floor
-  Domestic
-  Light Commercial









PORCELAIN TILES | Matt • Rectified • Light/Heavy Structure

NAME	COLOUR	SURFACE	19.5x120 cm
SAPIEN WOOD		NATURAL	MATT A99GSPNW#NUR.A6X5R
		HONEY	MATT A99GSPNW#HNY.A6X5R
		BROWN	MATT A99GSPNW#BRN.A6X5R

PORCELAIN TILES | Matt • Rectified • Light/Heavy Structure

NAME	COLOUR	SURFACE	60x120 cm
SAPIEN WOOD		NATURAL DECOR	MATT A12GSPNW-NUR.ALX5R
		HONEY DECOR	MATT A93GSPNW-HNY.ALX5R
		BROWN DECOR	MATT A93GSPNW-BRN.ALX5R

Sizes (cm)	Thickness (mm)	Pieces X 	M ² X 	Kg X 	 X Eu. Pallet	M ² X  Eu. Pallet	kg X  Eu. Pallet
60x120	144	2	144	432	29	432	890
19.5x120	14	6	1.4	50.4	27	50.4	993



Ceramic Wall Tiles

The only limit is imagination

With the continuous innovation in ceramic technology and research, all types of surfaces can now be reproduced: natural wood effect, ceramic wallpaper, metal effect, concrete coatings and more.

Our new ceramic tile collections meet the latest trends, achieving original and eye-catching aesthetic results, with a wide range of structures and colours: from the latest pastel tones to the most intense material effects.

The range of possibilities becomes even bigger, thanks to the wide choice of sizes, from the small brick to the large tile. It's ceramics, and it's cool!



Ceramic Wall Tiles
BALTICO



Ceramic Wall Tiles

BALTICO

BALTICO IVORY



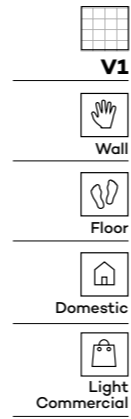
BALTICO LIGHT GREY







BALTICO IVORY DECOR





BALTICO LIGHT GREY DECOR



WHITE BODY CERAMIC TILES | Matt • Rectified • Smooth

NAME	COLOUR	SURFACE	30x60 cm
BALTICO	 IVORY	MATT	A14WBLIC-IVOM6X0R
	 LIGHT GREY	MATT	A14WBLIC-LIG.M6X0R
	 IVORY DECOR	MATT	A14WBLIC-IVO.MLX0R
	 LIGHT GREY DECOR	MATT	A14WBLIC-LIG.MLX0R

Sizes (cm)	Thickness (mm)	Pieces X 	M ² X 	Kg X 	 X  Eu. Pallet	M ² X  Eu. Pallet	kg X  Eu. Pallet
30x60	8.5	9	162	24.3	32	51.85	800







Ceramic Wall Tiles
CALACATTA GOLD





CALACATTA GOLD








CALACATTA GOLD WHITE




-  **V2**
-  Wall
-  Domestic
-  Light Commercial

WHITE BODY CERAMIC TILES | Matt/Glossy • Rectified • Smooth

NAME	COLOUR	SURFACE	30x60 cm
CALACATTA GOLD	 WHITE	MATT	A14WCTAG-WHE.M0X0R
	 WHITE	GLOSSY	A14WCTAG-WHE.H0X0R






Sizes (cm)	Thickness (mm)	Pieces X 	M ² X 	Kg X 	 X  Eu. Pallet	M ² X  Eu. Pallet	kg X  Eu. Pallet
30x60	8.5	9	162	24.3	32	51.85	800





CARRARA

CARRARA GREY



-  **V2**
-  Wall
-  Floor
-  Domestic
-  Light Commercial

WHITE BODY CERAMIC TILES | Matt/Lappato/Glossy • Straight • Smooth / Heavy Structure

NAME	COLOUR	SURFACE	30x60 cm
CARRARA	 GREY	MATT	A14WZCRR-GRY.MOX0R
	 GREY	GLOSSY	A14WZCRR-GRY.HOX0R

Sizes (cm)	Thickness (mm)	Pieces X 	M ² X 	Kg X 	 X  Eu. Pallet	M ² X  Eu. Pallet	kg X  Eu. Pallet
30X60	8.5	9	1.62	24.3	32	51.85	800

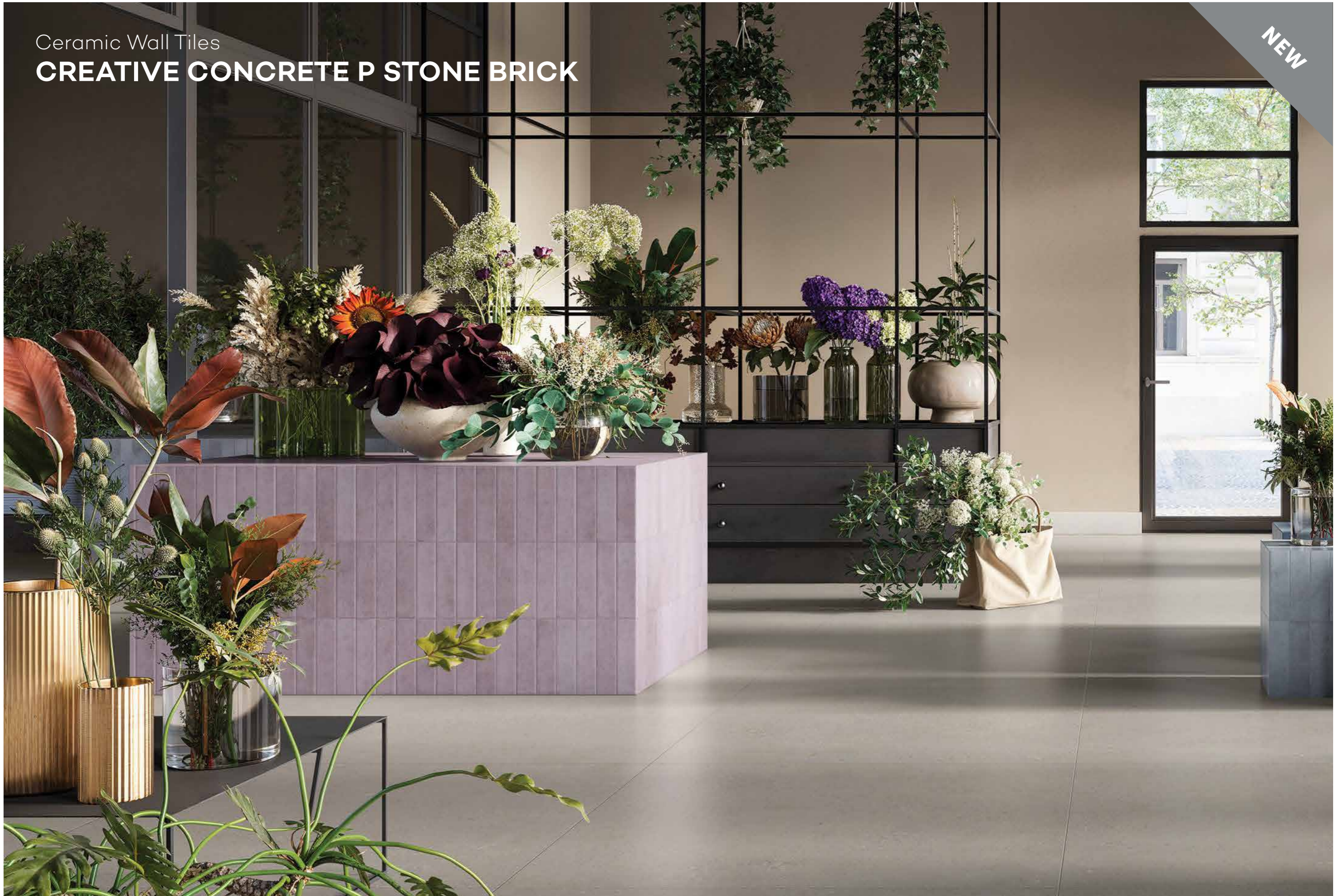


CERAMIC WALL TILES

Ceramic Wall Tiles

CREATIVE CONCRETE P STONE BRICK

NEW



CERAMIC WALL TILES

Ceramic Wall Tiles

CREATIVE CONCRETE P STONE BRICK

CREATIVE CONCRETE P STONE BRICK ANTHRACITE



CREATIVE CONCRETE P STONE BRICK CORAL



Wall

CREATIVE CONCRETE P STONE BRICK JUNGLE



CREATIVE CONCRETE P STONE BRICK LAVENDER



CREATIVE CONCRETE P STONE BRICK LIGHT BLUE




CREATIVE CONCRETE P STONE BRICK MINT



CREATIVE CONCRETE P STONE BRICK OCEAN




CREATIVE CONCRETE P STONE BRICK WHITE



WHITE BODY CERAMIC TILES | Matt • Straight • Light Structure

NAME	COLOUR	SURFACE	6.5x26 cm	
CREATIVE CONCRETE P STONE BRICK		ANTHRACITE	MATT	A42WCTVB-ANT.16X0U
		CORAL	MATT	A42WCTVB-COL.16X0U
		JUNGLE	MATT	A42WCTVB-JUG.16X0U
		LAVENDER	MATT	A42WCTVB-LAR.16X0U
		LIGHT BLUE	MATT	A42WCTVB-LIB.16X0U
		MINT	MATT	A42WCTVB-MNT.16X0U
		OCEAN	MATT	A42WCTVB-OCN.16X0U
		WHITE	MATT	A42WCTVB-WHE.16X0U

Sizes (cm)	Thickness (mm)	Pieces X	M ² X	Kg X	X Eu. Pallet	M ² X Eu. Pallet	kg X Eu. Pallet
65x26	85	41	070	105	90	63	966



CERAMIC WALL TILES


Ceramic Wall Tiles
PALEO



Ceramic Wall Tiles

PALEO

PALEO IVORY



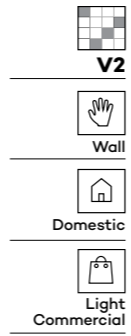
PALEO LIGHT GREY














PALEO IVORY DECOR



PALEO LIGHT GREY DECOR



WHITE BODY CERAMIC TILES | Matt • Rectified • Smooth/Light Structure

NAME	COLOUR	SURFACE	30x60 cm				
PALEO	 IVORY	MATT	A14WPAAO-IVO.MOXOR				
	 LIGHT GREY	MATT	A14WPAAO-LIG.MOXOR				
	 IVORY DECOR	MATT	A14WPAAO-IVOMHXOR				
	 LIGHT GREY DECOR	MATT	A14WPAAO-LIG.MHXOR				
Sizes (cm)	Thickness (mm)	Pieces X 	M ² X 	Kg X 	 X  Eu. Pallet	M ² X  Eu. Pallet	kg X  Eu. Pallet
30x60	8.5	9	1.62	24.3	32	51.85	800



CERAMIC WALL TILES

Ceramic Wall Tiles
PONTINO



Ceramic Wall Tiles

PONTINO

PONTINO BEIGE



PONTINO IVORY







PONTINO BEIGE DECOR













PONTINO IVORY DECOR



-  **V2**
-  Wall
-  Domestic
-  Light Commercial

WHITE BODY CERAMIC TILES | Matt • Rectified • Smooth

NAME	COLOUR	SURFACE	30x60 cm				
PONTINO	 BEIGE	MATT	A14WPNT0-BEE.M0X0R				
	 IVORY	MATT	A14WPNT0-IVO.M0X0R				
	 BEIGE DECOR	MATT	A14WPNT0-BEE.MHX0R				
	 IVORY DECOR	MATT	A14WPNT0-IVO.MHX0R				
Sizes (cm)	Thickness (mm)	Pieces X 	M ² X 	Kg X 	M ² X  Eu. Pallet	kg X  Eu. Pallet	
30x60	8.5	9	1.62	24.3	32	51.85	800




CERAMIC WALL TILES

Ceramic Wall Tiles
SENSATION WHITE



SENSATION WHITE

SENSATION WHITE





Wall




Domestic

WHITE BODY CERAMIC TILES | Matt/Glossy • Straight • Smooth

NAME	COLOUR	SURFACE	30x60 cm
SENSATION WHITE	 WHITE	MATT	A14WSENS-WHE.MOXOR
	 WHITE	GLOSSY	A14WSENS-WHE.HOXOR

Sizes (cm)	Thickness (mm)	Pieces X 	M ² X 	Kg X 	 X  Eu. Pallet	M ² X  Eu. Pallet	kg X  Eu. Pallet
30X60	8.5	9	1.62	24.3	32	51.85	800



Ceramic Wall Tiles
MARAKKESH



MARAKKESH

MARAKKESH ASH



MARAKKESH BROWN



MARAKKESH WHITE



MARAKKESH LIGHT BLUE



MARAKKESH GREY



MARAKKESH DARK BLUE



MARAKKESH IVORY



MARAKKESH PINK



MARAKKESH GREIGE



MARAKKESH DARK PINK



MARAKKESH DARK GREY



MARAKKESH GREEN



Wall



WHITE BODY CERAMIC TILES | Glossy • Straight • Light Structure

NAME	COLOUR	SURFACE	6.5x26 cm
	ASH	GLOSSY	A42WMRKS-ASH.G6X0U
	GREY	GLOSSY	A42WMRKS-GRY.G6X0U
	DARK GREY	GLOSSY	A42WMRKS-DKG.G6X0U
	GREIGE	GLOSSY	A42WMRKS-GRG.G6X0U
	GREEN	GLOSSY	A42WMRKS-GRE.G6X0U
	DARK BLUE	GLOSSY	A42WMRKS-DAB.G6X0U
	LIGHT BLUE	GLOSSY	A42WMRKS-LIB.G6X0U
	WHITE	GLOSSY	A42WMRKS-WHE.G6X0U
	BROWN	GLOSSY	A42WMRKS-BRN.G6X0U
	DARK PINK	GLOSSY	A42WMRKS-DEP.G6X0U
	PINK	GLOSSY	A42WMRKS-PIK.G6X0U
	IVORY	GLOSSY	A42WMRKS-IVO.G6X0U

MARAKKESH

Sizes (cm)	Thickness (mm)	Pieces X	M ² X	Kg X	X Eu. Pallet	M ² X	kg X
65x26	85	41	070	105	90	63	966

Ceramic Wall Tiles
PORTOFINO

NEW



CERAMIC WALL TILES

PORTOFINO

PORTOFINO WHITE



PORTOFINO SALVIA



PORTOFINO OCEAN



PORTOFINO MUSK



PORTOFINO GREIGE



PORTOFINO GREEN




PORTOFINO BLUE



Wall

Sizes (cm)	Thickness (mm)	Pieces X	M ² X	Kg X	X Eu. Pallet	M ² X Eu. Pallet	kg X Eu. Pallet
65x26	85	41	070	105	90	63	966



CERAMIC WALL TILES

WHITE BODY CERAMIC TILES | Glossy • Straight • Light Structure

NAME	COLOUR	SURFACE	6.5x26 cm	
PORTOFINO		WHITE	GLOSSY	A42WPTFN-WHE.H6X0U
		SALVIA	GLOSSY	A42WPTFN-SLV.H6X0U
		OCEAN	GLOSSY	A42WPTFN-OCN.H6X0U
		MUSK	GLOSSY	A42WPTFN-MUK.H6X0U
		GREIGE	GLOSSY	A42WPTFN-GRG.H6X0U
		GREEN	GLOSSY	A42WPTFN-GRE.H6X0U
		BLUE	GLOSSY	A42WPTFN-BLE.H6X0U



Outdoor

Redefining outdoor living

Give your outdoor spaces a new look. Sustainable and adaptable, porcelain tiles are the ideal choice to design and revamp gardens, patios, terraces, driveways or pool edges. The different installation possibilities allow the material to perfectly blend in with its surrounding landscape.



Outdoor
BALTICO

NEW



OUTDOOR

Outdoor

BALTICO

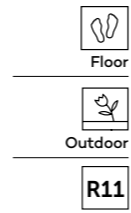
BALTICO BEIGE



BALTICO LIGHT GREY




BALTICO GREY



PORCELAIN TILES | Matt • Rectified • Light Structure

NAME	COLOUR	SURFACE	60x90 cm
	BEIGE	MATT	A03GBLIC-BEEY6X7R
BALTICO	LIGHT GREY	MATT	A03GBLIC-LIG.Y6X7R
20 mm	GREY	MATT	A03GBLIC-GRYY6X7R

Sizes (cm)	Thickness (mm)	Pieces X	M ² X	Kg X	M ² X	kg X
60X90	20	1	0.54	24	45	1103

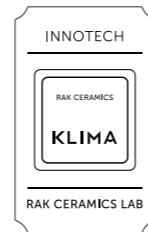
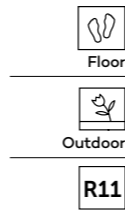


OUTDOOR

Outdoor

CALACATTA GOLD

CALACATTA GOLD WHITE



PORCELAIN TILES | Matt • Rectified • Smooth

NAME	COLOUR	SURFACE	60x120 cm
CALACATTA GOLD 20 mm	WHITE	MATT	A12GGDCL-WHEY0X7R

Sizes (cm)	Thickness (mm)	Pieces X	M ² X	Kg X	M ² X Eu. Pallet	kg X Eu. Pallet
60x120	20	1	0.72	33	30	990

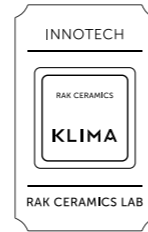
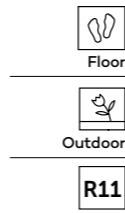


OUTDOOR

Outdoor

CALACATTA GREY


CALACATTA GREY WHITE



PORCELAIN TILES | Matt • Rectified • Smooth

NAME	COLOUR	SURFACE	60x120 cm
------	--------	---------	-----------

CALACATTA GREY x 20 mm	 WHITE	MATT	A12GGRCL-WHEYOX7R
---------------------------	---	------	-------------------

Sizes (cm)	Thickness (mm)	Pieces X 	M ² X 	Kg X 	 X  Eu. Pallet	M ² X  Eu. Pallet	kg X  Eu. Pallet
60x120	20	1	0.72	33	30	21.6	990



OUTDOOR

Outdoor
CANVAS

NEW

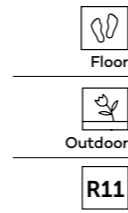


OUTDOOR

Outdoor

CANVAS





CANVAS GREY



PORCELAIN TILES | Matt • Rectified • Smooth

NAME	COLOUR	SURFACE	60x90 cm
------	--------	---------	----------

CANVAS 20 mm	 GREY	MATT	A03GZCAN-GRY.Y0X7R
-----------------	--	------	--------------------

Sizes (cm)	Thickness (mm)	Pieces X 	M ² X 	Kg X 	 X  Eu. Pallet	M ² X  Eu. Pallet	kg X  Eu. Pallet
60x90	20	1	0.54	24	45	24.3	1103



OUTDOOR

Outdoor
CARMO STONE



OUTDOOR

Outdoor

CARMO STONE

CARMO STONE GREY






CARMO STONE BLACK






CARMO STONE IVORY



-  Floor
-  Light Commercial
-  Outdoor
- R11**

PORCELAIN TILES | Matt • Rectified • Light Structure

NAME	COLOUR	SURFACE	60x120 cm
	 GREY	MATT	A12GCMSO-GRY.Y6X7R
CARMO STONE	 IVORY	MATT	A12GCMSO-IVO.Y6X7R
20 mm	 BLACK	MATT	A12GCMSO-BLK.Y6X7R

Sizes (cm)	Thickness (mm)	Pieces X 	M ² X 	Kg X 	 X  Eu. Pallet	M ² X  Eu. Pallet	kg X  Eu. Pallet
60x120	20	1	0,72	30	30	21,6	900



OUTDOOR

Outdoor

CREATIVE CONCRETE P STONE

NEW



OUTDOOR

Outdoor




CREATIVE CONCRETE P STONE

CREATIVE CONCRETE P STONE WHITE



CREATIVE CONCRETE P STONE BEIGE













-  Floor
-  Light Commercial
-  Outdoor
- R11**


CREATIVE CONCRETE P STONE GREY



PORCELAIN TILES | Matt • Rectified • Light Structure

NAME	COLOUR	SURFACE	80x80 cm
CREATIVE CONCRETE P STONE		WHITE	MATT A05GCTVS-WHEY0X7R
		BEIGE	MATT A05GCTVS-BEEY0X7R
		GREY	MATT A05GCTVS-GRY0X7R

Sizes (cm)	Thickness (mm)	Pieces X 	M ² X 	Kg X 	 X  Eu. Pallet	M ² X  Eu. Pallet	kg X  Eu. Pallet
80x80	20	1	0.64	25.5	40	25.6	1023



OUTDOOR

Outdoor
FASHION STONE OUTDOOR



OUTDOOR

FASHION STONE OUTDOOR

FASHION STONE LIGHT GREY



FASHION STONE GREY



FASHION STONE BLACK



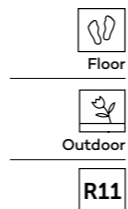
FASHION STONE IVORY



FASHION STONE BEIGE




FASHION STONE CLAY



PORCELAIN TILES | Matt • Rectified • Smooth

NAME	COLOUR	SURFACE	60x60 cm
FASHION STONE 20 mm	LIGHT GREY	MATT	A06GFNSE-LIG.MYX7R
	GREY	MATT	A06GFNSE-GRY.MYX7R
	BLACK	MATT	A06GFNSE-BLK.MYX7R
	IVORY	MATT	A06GFNSE-IVO.MYX7R
	BEIGE	MATT	A06GFNSE-BEE.MYX7R
	CLAY	MATT	A06GFNSE-CLA.MYX7R

Sizes (cm)	Thickness (mm)	Pieces X	M ² X	Kg X	M ² X Eu. Pallet	kg X Eu. Pallet
60x60	20	2	0.72	32	30	21.6 / 981



OUTDOOR

Outdoor

MAREMMA


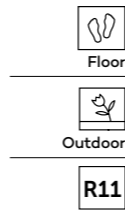
MAREMMA SAND



MAREMMA GREY



SIGNATURE
COLLECTION



PORCELAIN TILES | Matt • Rectified • Smooth

NAME	COLOUR	SURFACE	60x120 cm
MAREMMA x 20 mm	SAND	MATT	A12GMRMA-SNDY6X7R
	GREY	MATT	A12GMRMA-GRY6X7R

Sizes (cm)	Thickness (mm)	Pieces X Eu. Pallet	M ² X Eu. Pallet	Kg X Eu. Pallet	M ² X Eu. Pallet	kg X Eu. Pallet
60x120	20	1	0.72	33	30	990

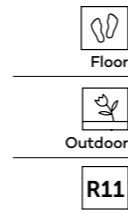
Outdoor

OPIFICIO

OPIFICIO BEIGE



OPIFICIO GREY




OPIFICIO ANTHRACITE



PORCELAIN TILES | Matt • Rectified • Smooth

NAME	COLOUR	SURFACE	80x80 cm
	BEIGE	MATT	A05GOPFC-BEE.Y6X7R
OPIFICIO	GREY	MATT	A05GOPFC-GRY.Y6X7R
20 mm	ANTHRACITE	MATT	A05GOPFC-ANT.Y6X7R

Sizes (cm)	Thickness (mm)	Pieces X	M ² X	Kg X	X Eu. Pallet	M ² X Eu. Pallet	kg X Eu. Pallet
80x80	20	1	0.64	25.5	40	25.6	1023



OUTDOOR

Outdoor
RAPOLANO

NEW



Outdoor

RAPOLANO

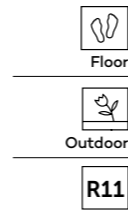
RAPOLANO LIGHT BEIGE



RAPOLANO BEIGE



RAPOLANO GREY



OUTDOOR

PORCELAIN TILES | Matt • Rectified • Smooth

NAME	COLOUR	SURFACE	60x90 cm
RAPOLANO 20 mm	 LIGHT BEIGE	MATT	A03GRLMB-LBEY0X7R
	 BEIGE	MATT	A03GRLMB-BEY0X7R
	 GREY	MATT	A03GRLMB-GRY0X7R

Sizes (cm)	Thickness (mm)	Pieces X 	M ² X 	Kg X 	 X  Eu. Pallet	M ² X  Eu. Pallet	kg X  Eu. Pallet
60X90	20	1	0.54	24	45	24.3	1103



Countertop

A multifunctional material that makes a statement

The countertop collection is the next generation of large format tiles that are versatile and highly technical. They are perfect for kitchen countertops, vanity tops and furniture application for residential and commercial settings. Through-body veining is our innovative breakthrough in reproducing natural marble and stone veins that pass through the thickness of the slab's body. This technology gives our slabs a unique design feature, having a consistent marble veining, from the surface to the body until the base – a total synchronisation.

Our countertops also come available as a CookingRAK slab, which is designed to create a multifunctional kitchen space ideal for daily use. Integrating the system into the countertop opens up possibilities for users to prepare, cook and dine in the same place.



COUNTERTOP



A one-of-a-kind hidden induction cooking system

-  CHEMICAL RESISTANT
-  HEAT RESISTANT
-  ENVIRONMENT-FRIENDLY
-  EASY TO CLEAN
-  WATER RESISTANT
-  STAIN RESISTANT
-  HYGIENIC

CookingRAK is designed to create a multifunctional kitchen space ideal for daily use. Integrating the system into the countertop opens up possibilities for users to prepare, cook and dine in the same space – a seamlessly designed kitchen top made for dining and entertaining. CookingRAK is a technology that combines the high performance of RAK Ceramics porcelain slabs and the innovative induction system that operates through a magnetic field.

Porcelain has always been the ideal choice for kitchen countertops as it's a durable material resistant to heat, stain, and scratch. It's also resistant to moisture and does not easily stain, making it easier to clean. Safety in the kitchen is a matter of great importance, and with CookingRAK's induction system, the countertop surface does not heat up. Instead, as it works using electromagnetic currents, it will only heat the cookware placed over the hob. With remarkable features, CookingRAK will transform any kitchen into a space where the best experiences are lived.



“Sometimes, evolution is invisible”

The 3-star Michelin Chef Massimo Bottura, in the intimacy of his kitchen, tells us a revolutionary story, a story where what is “invisible” becomes visible and changes things. We are at Casa Maria Luigia, in the heart of the Emilian countryside, where flavours dance and passion is the real engine of extraordinary feats.

“The main concept that has driven my work over the last 25 years is evolving tradition. We cannot ignore flavours that have been distilled over centuries of history, but our kitchen is also a laboratory in which we observe, experiment, collaborate, and share, drawing inspiration from the team’s cultural biodiversity. When I think of the new CookingRAK top, the first thing that comes to mind is “beauty”. Natural materials, clean shapes, and straightforward lines. Creating “beautiful” things is extremely difficult, especially in the kitchen. You must create something that is functional for what you need to do while also being simple; this is the most difficult aspect. Technology, for example, is extremely important in the kitchen. There is nothing without technology.”

CookingRAK is technology and design, it’s invisible and designed to give maximum emphasis to the preparation of dishes. But it is also an element around which people live and discuss and in Massimo Bottura’s kitchen, conviviality is extremely important.

“My entire childhood was spent huddled around a large dining room table with my five brothers, mum, dad, uncles and grandmothers. My passion for this profession stems from that sense of movement, the loud chatter, the confusion, and the sense of food as a bond. My family has grown today. My team represents my family and my future. When we reach out to people from different backgrounds and cultures, we share ideas and knowledge and grow together. Consider this beautiful, essential, natural surface on which you can cut, cook, clean, and eat all at the same time. You can have your team there, as well as guests and friends.”

CookingRAK is as revolutionary as the small but exceptional ideas. It’s invisible, like innovation, like genius. It’s simple, it’s beautiful, it’s social and it’s green, because it’s very careful about limiting waste and in the kitchen, wasting things is not allowed... much less energy. CookingRAK uses less energy than traditional electrical systems, without compromising the quality of the preparations. Externally there is beauty, inside there is innovation and creativity... invisible, but powerful, as something unexpected. Because sometimes evolution is invisible.

COUNTERTOP COLLECTION

BLU DEL BELGIO BLUE



BLU DEL BELGIO CLAY



CLASSIC CARRARA GREY



MEDICEA MARBLE



UNI DARK BLACK



CALACATTA GOLD WHITE



CALACATTA AFRICA WHITE



SURFACE XL OFF WHITE



VERSILIA MARBLE



SURFACE XL SAND



SURFACE XL COOL GREY



BLACK BEAUTY



TAJ MAHAL



BRECCIA ADIGE GREY



PORCELAIN TILES | Matt • Rectified • Smooth

NAME	COLOUR	SURFACE	135x305 cm
	BLU DEL BELGIO BLUE	POLISHED	A83GZBLB-BL0.GOC2P
	BLU DEL BELGIO CLAY	POLISHED	A83GZBLB-CL0.GOC2P
	CALACATTA GOLD WHITE	POLISHED	A83GCTAG-WHE.N0X2P
	CALACATTA AFRICA WHITE	POLISHED	A83GCCAF-WHE.N0X2P
	CLASSIC CARRARA GREY	POLISHED	A83GZCRR-GY0.GOC2P
	MEDICEA MARBLE	POLISHED	AGB83MDMBHWHZHSC2P
	UNI DARK BLACK	POLISHED	A83GMAXI-DBK.X0C2P
	VERSILIA MARBLE	POLISHED	AGB83VSMBWHZHSC2P
COUNTERTOP COLLECTION	BLACK BEAUTY	MATT	A83GBBKB-NEO.M0X2R
	CALACATTA AFRICA WHITE	MATT	A83GCCAF-WHE.M0X2R
	CLASSIC CARRARA GREY	MATT	A83GZCRR-GRY.M0X2R
	SURFACE XL OFF WHITE	MATT	AGB83ZSFXOWHZNLR
	SURFACE XL COOL GREY	MATT	AGB83ZSFXCGYZMSNLR
	SURFACE XL SAND	MATT	AGB83ZSFXSANZMSNLR
	BLU DEL BELGIO BLUE	HONED	A83GZBLB-BLE.O0X2P
	BLU DEL BELGIO CLAY	HONED	A83GZBLB-CLA.O0X2P
	BRECCIA ADIGE GREY	HONED	A83GBRAE-GRY.O0X2P
	TAJ MAHAL	HONED	A83GTHMH-PRL.O0X2P

Sizes (cm)	Thickness (mm)	Pieces X	M ² X	Kg X	X Eu. Pallet	M ² X Eu. Pallet	kg X Eu. Pallet
135x305	145	1	4.12	160	10	4120	1600




Developed by RAK Ceramics lab

Innovation is the heart of RAK Ceramics' philosophy. The company is a pioneer in introducing hi-tech innovations that are a breakthrough in the industry and a world leader in the production of ceramic and porcelain tiles, ideal for use in indoor and outdoor spaces, for wall and floor coverings, for residential, retail and industrial projects.

A wide range of technologies are used at the state-of-the-art plants including big slabs pressing technology, advanced digital printing technology for industrial decoration and effects, translucent, double and triple charged feeding systems, digital soluble salts, thermal resistant komfy glaze, slim, anti-microbial, glow in the dark, and other advanced technologies.

RAK Ceramics is known for the wide product range and size range and for its ability to produce bespoke ranges for both small and large scale projects, enabling its clients to bring their idea to life.



INNOTECH - RAKCERAMICS LAB



Antibacterial solution for healthier environment



Antislip technology for indoor and outdoor application



Surface capable to absorb and repel heat or cold according to individual needs

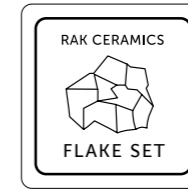


Technical and versatile surfaces suitable for any kind of usage

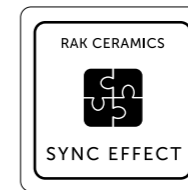


3D texture, surfaces, colours in unique materials

INNOTECH - RAKCERAMICS LAB



Antibacterial solution for healthier environment



High definition structures using digital technology



Sustainable surfaces and designs made up to 95% of recycled materials



Body through stone and marble veining



Backlighting high tech



Extra matt surface with no glossy

RAK SANIT



Antibacterial solution for healthier environment

RAK-Sanit is a complete solution that includes porcelain and ceramic tile collections that reduce bacterial contamination and contribute to a healthier living and working environment owing to its antibacterial properties given by silver nitrate compounds.

RAK-Sanit antibacterial collection of wall and floor tiles features antibacterial technology that is permanently integrated into the tile surface. Once bacteria come into contact with the tiled surface, the silver ions initiate the elimination cycle. Silver ions in the antibacterial tile surface bind to enzymes, proteins, cell membranes, and the DNA of the microbe to damage DNA and block reproduction, resulting in the death of the organisms.

KLIMA



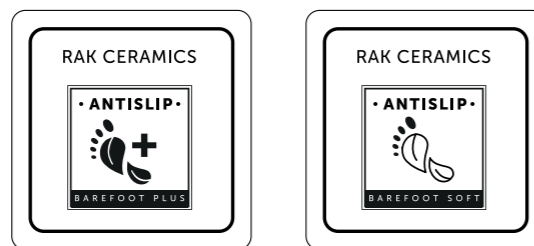
Surface capable to absorb and repel heat or cold according to individual needs

Klima is a new generation ceramic that, thanks to special materials, is able to resist to cold or warm temperatures according to individual needs and to keep the same temperature as the surrounding environment.

When applied to indoor flooring, Klima retains room heat and releases it over the entire surface, producing a warmer feel than a standard floor. When installed on outdoor flooring, Klima resists to the heat from sunlight and remains cool and pleasant to walk on with bare feet. Even with significant sun exposure, the surface is not burning hot and floor keeps the same temperature as the surrounding environment. On ventilated external façades, Klima helps limit heat dispersion while maintaining a steady indoor temperature. An innovative solution that helps reduce room energy demands.

Klima tiles are suitable for indoor and outdoor applications, for flooring or external walls, to achieve maximum comfort with minimum energy impact.

ANTISLIP BAREFOOT



Antislip technology for indoor and outdoor application

The Antislip Barefoot + technology gives porcelain tiles excellent non-slip performance and a pleasant feel, with a special roughness imperceptible to the touch.

With their technical characteristics that increase the safety and functionality of floors, they are ideal for indoor and outdoor applications for both commercial and residential settings.

HIGH PERFORMANCE

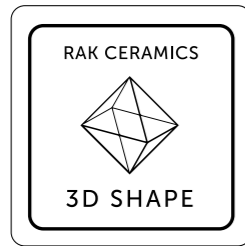


Technical and versatile surfaces suitable for any kind of usage

With a dedicated production technology able to deliver the most modern high-performing surface solution, a new variety of full-body porcelain stoneware is created. These tiles are produced using the most modern system and quality materials resulting in an extraordinary natural, high-performing variety of porcelain tiles with unique characteristics and limitless applications.

Its natural and structured features make it the perfect solution for architects' and interior designers' contemporary design needs.

3D SHAPE




3D texture, surfaces, colours in unique materials

3D Shape is an innovative technology that combines realism and aesthetic perfection into a tile.

Each surface has varied depths and three-dimensionality, creating a visual play of 3D texture and colour, perfect for adding movement to walls and floors in interiors and exterior environments.

SYNC EFFECT



High definition structures using digital technology

Sync Effect is a technology that creates highly defined tiles through embossed graphics and material structure on smooth and textured surfaces. The material merges with the body of the tile to create unique and realistic designs, rich in detail and depth.

THROUGH BODY VEINS



Body through stone and marble veining

Through-Body Veining is RAK Ceramics' innovative breakthrough in reproducing natural marble and stone veins that pass through the thickness of the porcelain slab's body. This technology gives porcelain slab a unique design feature, having a consistent marble veining, from the surface to the body until the base - a total synchronization.

LUCE



Backlighting high tech

Light becomes a design tool in the hands of the designer with the Maximus Luce translucent slabs, which enrich any environment thanks to its backlighting technology. It is an absolute novelty that will inspire creativity.

With its varied graphics and colours inspired by the most precious marbles and onyx, plus its exceptional feature of transmitting light through, Luce is the perfect solution for sophisticated commercial and residential applications.

ORBIT 3Rs



Sustainable surfaces and designs made up to 95% of recycled materials

Orbit 3Rs is one of the latest innovations created by RAK Ceramics R&D laboratories which produces sustainable and high-performance tiles that contributes to the reduce, reuse and recycle concept. The tiles are manufactured with up to 95% recycled materials from wastes generated during the manufacturing process of ceramic tiles.

Orbit 3Rs tiles meet the architectural requirements of environmentally sustainable and durable products, making them ideal for new construction trends and tailoring private homes for both outdoor and indoor environments.

ABSOLUTE MATT

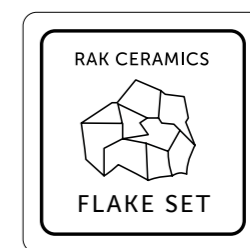


Extra matt surface with no glossy

Absolute Matt is the most recent innovation developed by RAK Ceramics R&D laboratories, which takes the concept of matte to new heights by enabling tiles to achieve an extra-matt surface; with zero reflection and a completely non-glossy finish.

Absolute Matt enhances the tile's natural texture and durability, satisfying any design project's aesthetic and functional requirements.

FLAKE SET




The process starts by getting flakes from atomized COLOUR body powder. The flakes are blended with the raw clay, which is then molded and fired at high temperatures to ensure the flakes are evenly distributed and firmly set. Perfect for countertops and visible tile edges, FlakeSet technology redefines elegance by beautifully emulating the look of natural stone, now seamlessly integrated throughout the tile.

We play our role for a better environment and society

Sustainability in every sphere of business is one of the main elements of the RAK Ceramics mission statement. The company is committed to practising environmental stewardship throughout its manufacturing chain – from product design and efficient operations processes – and to playing an active role in building a better community by enhancing the surrounding environment. Organisations' activities improve energy efficiency, reduce pollution, enhance biodiversity and improve the quality of life for both people in the communities it operates in and for its workforce. It recycles natural raw materials to help conserve natural resources and adopts clean development mechanism (cdm) projects to reduce carbon emissions during the manufacturing process.

RAK Ceramics is the first ceramics manufacturing company in its region to produce a global reporting initiative (gri) sustainability and corporate social responsibility (csr) report, based on the latest gri-gr4 guidelines. RAK Ceramics is a founding member of Emirates Green Building Council, which supports the development of sustainable buildings in the UAE.





Quality makes us different

RAK Ceramics was the first company in United Arab Emirates to be awarded with **ISO 9001 certification** by internationally recognised UK certification body “CICS” (Ceramic Research Institute Certification Scheme) for ceramics tiles and sanitarywares. Bureau Veritas Certifications verified the implementation of RAK Ceramics’ quality management system and certified the company in compliance with the requirements of **ISO 9001:2015** with the scope covering the design, development, production and supply of ceramics and porcelain floor and wall tiles, slabs and vitreous china sanitarywares.

Bureau Veritas Certifications also certified RAK Ceramics for **ISO 14001:2015 Environmental Management System**.

RAK Ceramics manufactures ceramic tiles according to the latest version of ISO 13006 and/or EN 1441 standards with equivalent ANSI A137.1 American national standard specifications for ceramics tiles.

Its Testing Laboratory is operating in accordance to **ISO/IEC 17025** accredited by NATA (National Association of Testing Authorities, Australia).

Being a corporate member of EGBC (Emirates Green Building Council), RAK Ceramics supports the promotion and development of sustainable buildings in United Arab Emirates.

A track record of expertise

RAK Ceramics' products feature in a wide range of projects: from private residential interiors to some of the most iconic buildings in the world. From the Burj Al Arab, Atlantis on The Palm and Ferrari World, to Dubai Duty Free, Wembley Stadium, The O2 Arena, Mercedes Benz Showrooms, Airports, Residential Developments and Shopping Malls all over the world.



TECHNICAL FEATURES

PORCELAIN TILES (BIa - GL) :

















Porcelain tiles are manufactured using pure, selectively imported raw materials mixed using the most advanced extraction and sorting techniques; they are obtained with a production process similar to that of single-fired tiles. The resulting product is top-quality porcelain tile, obtained by raw materials wet grinding, followed by partial drying by spraying, silo storage to allow homogenization of properties, and pressing with highly efficient hydraulic presses up to specific pressures more than 500 kg/cm². The high pressure combined with high firing temperature exceeding 1200 °C results in highly compact & strong ceramic surface with very low water absorption (lower than 0.4% according to UNI EN ISO 10545-3 standard test method) and extremely high mechanical resistance (average value exceeding 40 N/mm² according to UNI EN ISO 10545-4 standard test method). Thanks to their low porosity, these porcelain tiles are frost-proof and rated as belonging to the BIa GL class according to the International Standard ISO 13006 and European Standard UNI EN 14411 which requires water absorption ≤ 0.5%.

RAK Ceramics porcelain tiles are available in a wide range of designs, sizes and finishes.

ADVICE ON LAYING

Although our porcelain tiles can be installed using traditional cement mortars, we advise using modern adhesives. While installing on wall, the two-layer spreading system is recommended to perfectly wet the back of the tile. Quickly dipping each tile in water before installation will remove any dust on the back of the tile for perfect adhesion. Do not wet the tiles if you are using vinyl, acrylic resin adhesives or two-component organic-solvent based adhesive. It is advisable to incorporate suitable shrinkage - flexion joints (movement/ expansion joints) when installing on large floors: the joints should never be spaced more than 4 - 5 linear meters apart indoors and 3 linear meters apart outdoors. Be careful while using strong coloured grouts as they might leave stains on the surface of the tiles that may be difficult to remove later.

TECHNICAL CHARACTERISTICS - PORCELAIN TILES (BIa - GL)

Test Description	Standard Test Method	International Standard ISO 13006	RAK Ceramics Specifications	
			(Rectified)	(Unrectified)
 Length & Width	BS EN ISO 10545-2	+/- 0.6%	+/- 0.1%	+/- 0.3%
 Thickness	BS EN ISO 10545-2	+/-5.0%	+/- 5.0%	+/- 5.0%
 Rectangle Squareness	BS EN ISO 10545-2	+/- 0.5%	+/- 0.2%	+/- 0.4%
 Straightness of sides	BS EN ISO 10545-2	+/- 0.5%	+/- 0.2%	+/- 0.3%
 Surface Flatness	BS EN ISO 10545-2	+/- 0.5%	+/- 0.3%	+/- 0.3%
 Water Absorption	BS EN ISO 10545-3	<=0.5%	<=0.4%	<=0.4%
 Modulus of Rupture	BS EN ISO 10545-4	>=35 N/mm ²	>=40 N/mm ²	>=40 N/mm ²
 Breaking Strength	BS EN ISO 10545-4	>=1300N	>=1600N	>=1600N
 Resistance to surface abrasion	BS EN ISO 10545-7	Manufacturer to state Abrasion Class	-	-
 Linear Thermal Expansion	BS EN ISO 10545-8	<=9x10 ⁻⁶ °C ⁻¹	<=7x10 ⁻⁶ °C ⁻¹	<=7x10 ⁻⁶ °C ⁻¹
 Resistance to Thermal Shock	BS EN ISO 10545-9	No visible defect	No visible defect	No visible defect
 Crazing Resistance	BS EN ISO 10545-11	No crazing	No crazing	No crazing
 Frost Resistance	BS EN ISO 10545-12	No visible damage	No visible damage	No visible damage
 Resistance to chemicals	BS EN ISO 10545-13	No visible defect	No visible defect	No visible defect
 Resistance to stains	BS EN ISO 10545-14	Manufacturer to state class	Stain removed Min. class 4	Stain removed Min. class 4
 Colour Resistance to UV Light	DIN 51094	No change in colour	No change in colour	No change in colour

Note : Shade variation across the batches is inherent to the manufacturing process and the pre-laying colour comparison is recommended

TECHNICAL FEATURES
















FULL BODY PORCELAIN TILES (BIA - UGL) :

Full body porcelain tiles are manufactured using pure, selectively imported raw materials mixed using the most advanced extraction and sorting techniques; they are obtained with a production process similar to that of single-fired tiles. The resulting product is top-quality porcelain tile, obtained by raw materials wet grinding, followed by partial drying by spraying, silo storage to allow homogenization of properties, and pressing with highly efficient hydraulic presses up to specific pressures more than 500 kg/cm². The high pressure combined with high firing temperature exceeding 1200 °C results in highly compact & strong ceramic surface with very low water absorption (lower than 0.1% according to UNI EN ISO 10545-3 standard test method) and extremely high mechanical resistance (average value exceeding 40 N/mm² according to UNI EN ISO 10545-4 Standard test method). Full body porcelain are suitable for heavy traffic areas as they are characterized by a deep abrasion resistance (equal to 150 mm³ of removed material, as opposed to the 175 mm³ provided for by the UNI EN ISO 10545-6 standard test method). Thanks to their low porosity, these tiles are frost-proof and rated as belonging to the Bia UGL class according to the International Standard ISO 13006 and European Standard UNI EN 14411 which requires water absorption ≤ 0.5%. Chemical acid and base resistance (UNI EN ISO 10545-13 standard test method) makes full body porcelain tiles suitable for environments where aggressive chemicals are used, e.g. food processing factories, hospitals, chemical or pharmaceutical plants. The full body porcelain tiles are available in a wide range of sizes and surfaces (slip-resistant finish also available).

ADVICE ON LAYING

Although our full body porcelain tiles can be installed using traditional cement mortars, we advise using modern adhesives. For large sizes over 40x40cm, outdoor and wall installations, the two-layer spreading system is recommended to perfectly wet the back of the tile. Quickly dipping each tile in water before installation will remove any dust on the back of the tile for perfect adhesion. Do not wet the tiles if you are using vinyl, acrylic resin adhesives or two-component organic-solvent based adhesive. It is advisable to incorporate suitable shrinkage - flexion joints (movement/ expansion joints) when installing on large floors: the joints should never be spaced more than 4 - 5 linear meters apart indoors and 3 linear meters apart outdoors. Be careful while using strong coloured grouts as they might leave stains on the surface of the tiles that may be difficult to remove later.

TECHNICAL CHARACTERISTICS - FULL BODY PORCELAIN TILES (BIA - UGL)

Test Description	Standard Test Method	International Standard ISO 13006	RAK Ceramics Specifications	
			(Rectified)	(Unrectified)
 Length & Width	BS EN ISO 10545-2	+/- 0.6%	+/- 0.1%	+/- 0.3%
 Thickness	BS EN ISO 10545-2	+/- 5.0%	+/- 5.0%	+/- 5.0%
 Rectangle Squareness	BS EN ISO 10545-2	+/- 0.5%	+/- 0.2%	+/- 0.4%
 Straightness of sides	BS EN ISO 10545-2	+/- 0.5%	+/- 0.2%	+/- 0.3%
 Surface Flatness	BS EN ISO 10545-2	+/- 0.5%	+/- 0.2%	+/- 0.3%
 Water Absorption	BS EN ISO 10545-3	≤0.5%	≤0.1%	≤0.1%
 Modulus of Rupture	BS EN ISO 10545-4	≥35 N/mm ²	≥40 N/mm ²	≥40 N/mm ²
 Breaking Strength	BS EN ISO 10545-4	≥1300N	≥1500N	≥1600N
 Resistance to deep abrasion	BS EN ISO 10545-6	≤175/mm ³	≤150/mm ³	≤150/mm ³
 Linear Thermal Expansion	BS EN ISO 10545-8	≤9x10 ⁻⁶ °C ⁻¹	≤7x10 ⁻⁶ °C ⁻¹	≤7x10 ⁻⁶ °C ⁻¹
 Resistance to Thermal Shock	BS EN ISO 10545-9	No visible defect	No visible defect	No visible defect
 Frost Resistance	BS EN ISO 10545-12	No visible damage	No visible damage	No visible damage
 Resistance to chemicals	BS EN ISO 10545-13	No visible defect	No visible defect	No visible defect
 Resistance to stains	BS EN ISO 10545-14	Manufacturer to state class	Stain removed Min. class 2	Stain removed Min. class 2
 Colour Resistance to UV Light	DIN 51094	No change in colour	No change in colour	No change in colour

Note: Shade variation across the batches is inherent to the manufacturing process and the pre-laying colour comparison is recommended

TECHNICAL FEATURES

RED BODY AND WHITE BODY CERAMIC TILES (BIII):

Red body and white body Ceramic tiles are made with finest quality clays and with chamotte (a ceramic raw material with high percentage of silica). These raw materials are submitted to dry grinding and suitably mixed and wet and then pressed with hydraulic presses. Quick-cycle support firing is obtained via roller kilns reaching temperatures of approximately 1130 °C. After biscuit glazing, the vitrified product is sintered in a single-layer roller kiln at approximately 1030 °C. The resulting wall tiles have an average bending strength that is higher than 16 N/mm² in accordance with the UNI EN ISO10545-4 standard test method and a water absorption level that is higher than 10 %; they belong to the BIII (GL) group according to the International Standard ISO 13006 and UNI EN 14411 standard. This class of products shows virtually no shrinkage during firing; therefore such dimensional consistency results in extremely easy laying.















ADVICE ON LAYING

Ceramic Red and White body tiles can be laid using either tile adhesives or cement mortar. Under no circumstances should the tiles be wet before laying when using acrylic or vinyl resin based adhesives or two- component organic solvent based adhesives. When laying large sized tiles it is best to adopt the two layer spreading method and, when the laying surface is very large, to provide for suitable expansion joints which must not be spaced more than 4-5 linear meters apart from one another.

IMPORTANT POINTS TO REMEMBER WHILE LAYING THESE TILES

When laying on wet concrete or plaster, leave to dry for at least one week for each centimetre of thickness. When laying on brick, never lay on tile adhesive measuring more than 4-5 mm in thickness. For laying on flexible supports (for example plasterboard panels, polymer panels, etc.) which may result in movement of the tiles, we advise laying on tile adhesive measuring no more than 2-3 mm in thickness and to use class C2 or D1 glues. For laying on waterproof brick, which prevents the release of damp, we advise laying on tile adhesive measuring no more than 3 mm in thickness and to use class C2 or D1 glues. Avoid laying without expansion joints or joints where stress due to expansion is released directly onto the tile.

TECHNICAL CHARACTERISTICS - RED BODY AND WHITE BODY CERAMIC TILES (BIII)

	Test Description	Standard Test Method	International Standard ISO 13006	RAK Ceramics Specifications
	Length & Width	BS EN ISO 10545-2	+/- 0.5%	+/- 0.3%
	Thickness	BS EN ISO 10545-2	+/-10%	+/- 5.0%
	Rectangle Squareness	BS EN ISO 10545-2	+/- 0.5%	+/- 0.4%
	Straightness of sides	BS EN ISO 10545-2	+/- 0.5%	+/- 0.3%
	Surface Flatness	BS EN ISO 10545-2	+/- 0.5%	+/- 0.3%
	Water Absorption	BS EN ISO 10545-3	10% < E <= 20%	10% <E <= 18%
	Modulus of Rupture	BS EN ISO 10545-4		
	Thickness > = 75mm		>=12 N/mm ²	>=16 N/mm ²
	Thickness < = 75mm		>=15 N/mm ²	>=16 N/mm ²
	Breaking Strength	BS EN ISO 10545-4		
	Thickness > = 75mm		>=600N	>=650N
	Thickness < = 75mm		>=200N	>=400N
	Resistance to surface abrasion	BS EN ISO 10545-7	Manufacturer to state Abrasion Class	Class 2 - 4
	Resistance to Thermal Shock	BS EN ISO 10545-9	No visible defect	No visible defect
	Crazing Resistance	BS EN ISO 10545-11	No crazing	No crazing
	Resistance to chemicals	BS EN ISO 10545-13	No visible effect	No visible effect
	Resistance to stains	BS EN ISO 10545-14	Manufacturer to state class	Stain removed Min. class 4
	Scratch Hardness : (Moh's)	EN 101	-	4 - 6

Note: Shade variation across the batches is inherent to the manufacturing process and the pre-laying colour comparison is recommended

TECHNICAL FEATURES















GRES WHITE BODY TILES (BIIA) :

Gres white body tiles are created by mixing raw materials including high quality white or red clays, quartz and feldspar in wet grinding ball mills. After grinding, a clay-based suspension of these materials called a slip is fed out of the mill then spray-dried to remove excess moisture. Following the spray drying process, the free flowing powder is pressed using advanced hydraulic presses with a specific pressing power exceeding 300 kg/cm² in order to obtain a compact gres body. Once dried, the tiles are coated and decorated with glazes to make them aesthetically pleasing and meet our customers design requirements. The glazed tile body is then fired in roller kilns where temperatures of approximately 1200 °C are reached. The resulting product is normally a medium-to-low porosity (3% to 5%) tile, in compliance with the International Standard ISO 13006 and European Standard UNI EN 14411 standard and rated as belonging to the BIIa GL group with notable technological specifications such as the product flexural strength (average value: 30N/mm² according to UNI EN ISO 10545-4 standard test method). As for wear resistance, this will depend on the type and colour of glazing and may change according to different products or collections. As a general rule, bright finishes are not recommended for heavy traffic floors or rooms opening onto outdoor areas, where sand or other abrasive materials are more likely to be brought in.

ADVICE ON LAYING

Our gres white body tiles can be laid using either traditional cement mortar or modern tile adhesives. When laying large size tiles, it is best to adopt the two-layer spreading system to ensure the adhesive is spread over 90 % of the tile surface. Quickly dipping each tile in water before installation will remove any dust on the back of the tile for perfect adhesion, however, do not wet the tiles if you are using vinyl, acrylic resin adhesives or two-component organic-solvent based adhesive. It is advisable to always incorporate suitable shrinkage-flexion joints (movement/expansion joints) which must not be spaced more than 4-5 metres apart from one another. These joints must be inserted not only between the tiles, but also reach the levelling compound below, consisting of either cement mortar or dry compound, depending on whether the tiles are set in the traditional manner or using a modern adhesive. The movement joints must be sealed with appropriate materials such as silicone or polyurethane-based sealants, depending on the anticipated traffic of the application area. Appropriate tile bedding layers should be used such as underlay, damp course, vapour barrier or any other layer necessary to prevent the tiles from detaching themselves or cracking due to water penetration.

TECHNICAL CHARACTERISTICS - GRES WHITE BODY TILES (BIIA)

	Test Description	Standard Test Method	International Standard ISO 13006	RAK Ceramics Specifications
	Length & Width	BS EN ISO 10545-2	+/- 0.6%	+/- 0.3%
	Thickness	BS EN ISO 10545-2	+/-5.0%	+/- 5.0%
	Rectangle Squareness	BS EN ISO 10545-2	+/- 0.5%	+/- 0.4%
	Straightness of sides	BS EN ISO 10545-2	+/- 0.5%	+/- 0.3%
	Surface Flatness	BS EN ISO 10545-2	+/- 0.5%	+/- 0.4%
	Water Absorption	BS EN ISO 10545-3	3% < E <= 6%	3% <E <= 5%
	Modulus of Rupture	BS EN ISO 10545-4	>=22 N/mm ²	>=30 N/mm ²
	Breaking Strength	BS EN ISO 10545-4		
	Thickness > = 7.5mm Thickness < = 7.5mm		>=1000N >=600N	>=1100N >=800N
	Resistance to surface abrasion	BS EN ISO 10545-7	Manufacturer to state Abrasion Class	Class 2 - 4
	Resistance to Thermal Shock	BS EN ISO 10545-9	No visible defect	No visible defect
	Crazing Resistance	BS EN ISO 10545-11	No crazing	No crazing
	Resistance to chemicals	BS EN ISO 10545-13	No visible effect	No visible effect
	Resistance to stains	BS EN ISO 10545-14	Manufacturer to state class	Stain removed Min. class 4
	Scratch Hardness : (Moh's)	EN 101	-	4 - 6

Note : Shade variation across the batches is inherent to the manufacturing process and the pre-laying colour comparison is recommended

MAINTENANCE AND CLEANING OF TILES

Maintenance of ceramic and porcelain tiles on dry surfaces is relatively easy. RAK Ceramics tiles are highly scratch and stain resistant.

- By regularly sweeping the floor, you can help avoid scratches that small pebbles or sand can create.
- Make it a habit to always wipe the soles of your shoes on a mat before entering the house. Thoroughly wipe up any spills using plain warm water.
- While they are not likely to stain your ceramic tiles, spills may stain the grout between the tiles and if they are left to sit for too long, may also stain the actual tiles.
- Plain water is the ideal cleaner because it leaves no residue if you dry the surface of the tiles thoroughly after cleaning.
- If tiles are left wet after cleaning, there may be some unsightly mineral residue after the water dries, but this can easily be removed by spot cleaning.
- If stains resist cleaning with water alone, you can use a mild acidic solution, such as white vinegar. Use it highly diluted and rinse with plain water then dry.
- As food stains are acidic in nature, try using a mild alkaline solution.
- Use common detergents sparingly, rinse with plain water and dry thoroughly.

TILE-LAYING RECOMMENDATIONS

All RAK Ceramics products are subject to size and shade variations. Please check the size, batch number, caliber, tone, choice, colour, quality of the pieces before the installation, as no claims will be accepted once the tiles are installed.

Place some tiles on the floor - 2 or 3 sqm - and check the overall technical and aesthetic characteristics with care and check if there is enough product to finish the work.

Manufacturer's responsibility is only limited to replacement of defective material if any, prior to fixing of tiles and we will not entertain claim of any nature after the tiles are installed.

Therefore, if any issue is found on the delivered product, the contractor for installation or the client should not install the tiles. The issue should be communicated to RAK Ceramics for investigation and further action for resolution as required.

The substrate must be a compact cement bed. Levelling system ensures flatness between tiles avoiding movements during the mortar setting. This reduces the time for the ceramic laying obtaining a perfect lippage-free finish. Avoid movements between the tiles due to the mortar setting.

The width of grout joints must be established by the installation supervisor, unless grout widths are regulated by national laying standards. The grout colour should be selected according to the colour of the tile. We recommend to select a matching colour. Before using fine-grain coloured grout on lapped, polished or brushed products, always test it. If the pigment is very adhesive, it may be very difficult to remove.

We recommend to lay the tiles by using suitable adhesives for each kind of product and surface. As general rule, tiles must be installed in the same position. The minimum joint is 2 mm for rectified tiles, although we suggest a higher joint for big size products. After grouting, remove any excess product as quickly as possible by repeatedly washing the area with a sponge and water.

Steps to follow 1. First, set the tool to the scale according to the ceramic thickness. 2. Introduce the crossheads and continue laying the adjacent tiles. 3. Put the wedges in the crosshead manually. 4. Tighten the wedges with the pliers to level the pieces. 5. Allow for setting for the time recommended by the manufacturer of the adhesive cement. 6. Remove the crossheads. Hit the crosshead with a rubber mallet or with your foot in the direction of the joint. Do not hit the wedges.

The company will not accept any claim if this is due to the problems caused by not following these suggestions and instructions.

ICONS

COLOUR VARIATIONS



V1 EVEN

The least amount of shade variation attainable.



V2 LIGHT

Light to moderate shade variation within each carton.



V3 MEDIUM

Medium to high shade variation within each carton.

INDICATIONS FOR USE



WALL TILES



FLOOR TILES



COUNTERTOP SURFACE

SUGGESTED APPLICATIONS



DOMESTIC PURPOSE

Residential areas, hotel rooms, bathrooms



LIGHT COMMERCIAL TRAFFIC AREA

Indoor public areas subject to medium pedestrian traffic such as restaurants, bars, offices, shops, hotel public areas, convention rooms.



OUTDOOR

Outdoor public environments subject to medium pedestrian traffic such as outdoor terraces, stairs, corridors, raised paving, private garden, swimming pool and wellness areas. Always check the slipperiness characteristics according to the intended environment, in conformity with applicable regulations or laws.



HEAVY COMMERCIAL TRAFFIC AREA

Industrial floors such as warehouses, deposits, factories.

R RATING



R9

indicates a normal grip with an inclination plane from 3° to 10°



R10

indicates a medium grip with an inclination plane from 10° to 19°



R11

indicates a high grip with an inclination plane from 19° to 27°

CLASSIFICATION	TYPICAL APPLICATIONS	MEAN CRITICAL ANGLE VALUE
Class A	Barefoot, but mainly dry aisles and walkways, dry changing areas.	≥ 12 °
Class B	Shower rooms, pool surrounds, wet changing areas (plus all areas covered by Class A).	≥ 18 °
Class C	Areas constantly under water, e.g. steps into pools, foot baths, inclined pool surrounds, Jacuzzis (plus all areas covered by Class A and B).	> 24 °

In printing, colour of the products may differ slightly from actual, pictures are only for reference.

RAK CERAMICS
Bradford House,
Frenchmans Road,
Petersfield,
GU32 3AW
Tel: 01730 237850
Email: info.uk@rakceramics.com

RAKCERAMICS.COM