

RAK
CERAMICS


2023

MAXIMUS - 1200x1800 mm

RAK
CERAMICS

MAXIMUS
MEGA SLAB

1200x1800 mm



RAK
CERAMICS

CONTENTS

MARBLE

10

ARMANI GREY	28
ATLANTIC WHITE	29
BOTTOCHINO LARGE	30
BRECCIA AURORA	32
BRECCIA CREMA	34
BRECCIA WALTER WHITE	35
CALACATTA BIANCO	36
CANAPUS WHITE	37
DAMASCUS GREY	38
ETNA WHITE	40
GREAT EMPERADOR	42
MACEDONIA GREY	44
MOONSTONE BIANCO	45
ONYX JOKUL	46
STATUARIO JADE	47
STATUARIO LUSTRE	48
SUPER WHITE	50
TRAVERTINO GRIGIO	51
TEXAS DYNA	52
VANCOUVER BEIGE	54
VENICE BEIGE	55
WALES GOLD	56
ZURICH BEIGE	57

CASHMERE

58


AUGUSTUS CREMA	70
WATER LILY WHITE	71
CARNATION CREMA	72
BOHEMIAN BEIGE	74
BOHEMIAN SILVER	75
TORANO BEIGE	76
PUFFIN BEIGE	78
PUFFIN GREY	79

The design possibilities are endless.

Imagine a tiled space with virtually no grout lines.
Imagine limitless possibilities for your surfaces and unparalleled flexibility for any kind of applications.
Maximus is available in 2 thicknesses and a wide range of finishes and sizes.
Heat resistant, recyclable, light weight, durable and easy to clean.
Maximus is the best answer to the most challenging architectural and interior design needs.

120x180 cm
47.24"x70.86"

>|< 15 mm



120x180 cm
47.24"x70.86"

>|< 9 mm



High performance sintered slabs

Versatile and simply beautiful, the Maximus slab revolutionizes the design and architecture world by opening up new perspectives in tiles application that were previously unimaginable.

All the continuous surfaces are designed for any type of application: floor and walls, cladding, furnishing, countertops and provide creative flexibility and high technical and aesthetic performances.

WALLS AND FACADE

FURNITURE

FLOOR

MAXIMUS
MEGA SLAB



MARBLE

A wide and varied range of collections inspired by the elegance of marble to offer hundreds of solutions for residential areas, hospitality industry and business places. Revised classy marble and granite patterns displaying elegant veins which remodel walls, floors, countertops and furniture, creating sophisticated ambiances. Maximus marble collections are the epitome of luxury and sophistication. Also available in the trendy Open Book effect in a huge range of sizes, thicknesses and design solutions.



Floor: Venice Beige



 **DEPARTURES**

Departures

Flight	Time	Destination	Gate
AA 1234	08:00	NEW YORK	A12
DL 5678	08:30	LOS ANGELES	B3
UA 9012	09:00	CHICAGO	C15
SW 3456	09:30	MILWAUKEE	D7
WN 7890	10:00	SEATTLE	E18
AS 2345	10:30	HONOLULU	F9
HA 6789	11:00	PORTLAND	G21
MQ 1011	11:30	INDIANAPOLIS	H14
AA 1213	12:00	PHOENIX	I5
DL 4567	12:30	ATLANTA	J17
UA 8901	13:00	DENVER	K8
SW 2345	13:30	MINNEAPOLIS	L20
WN 6789	14:00	PHILADELPHIA	M11
AS 1011	14:30	SAN FRANCISCO	N23
HA 3456	15:00	MEMPHIS	O6
MQ 7890	15:30	ST. LOUIS	P19
AA 1122	16:00	WASHINGTON	Q4
DL 3344	16:30	NEW ORLEANS	R16
UA 5566	17:00	COLUMBIA	S28
SW 7788	17:30	MEMPHIS	T10
WN 9900	18:00	INDIANAPOLIS	U22
AS 1122	18:30	PHOENIX	V14
HA 3344	19:00	ATLANTA	W26
MQ 5566	19:30	DENVER	X18
AA 7788	20:00	PHILADELPHIA	Y10
DL 9900	20:30	MEMPHIS	Z22

 **ARRIVALS**

 **BAGGAGE**

Floor: Breccia Crema



Floor: Onyx Jokul



Floor: Moonstone Bianco



Floor: Wales Gold




Floor: Macedonia Grey



Floor: Canapus White



Floor: Calacatta Bianco




Floor: Atlantic White

MARBLE

ARMANI GREY

Vitrified tile
High Gloss



 \geq 15 mm
120x180 cm
47.24"x70.86"



armani grey

armani grey variations
120x180



ARMANI GREY	SIZES (cm / inches)	THICKNESS (mm)
	*120x180 / 47.24"x70.86	15


Note: For each slab, there will be multiple random faces with different graphic designs of the same genre. For best results of fixing slabs of any size / formats, across any application, please refer to the Maximus Technical Manual in this catalogue. Design images of the product are for illustrative purposes only and may differ in colour and design from the actual product. RAK Ceramics reserves the right to change the colour and the design of any product at its own discretion, without any prior notice.

MARBLE

ATLANTIC WHITE

Vitrified tile
High Gloss



 \geq 15 mm
120x180 cm
47.24"x70.86"



atlantic white

atlantic white variations
120x180



ATLANTIC WHITE	SIZES (cm / inches)	THICKNESS (mm)
	*120x180 / 47.24"x70.86	15

Note: For each slab, there will be multiple random faces with different graphic designs of the same genre. For best results of fixing slabs of any size / formats, across any application, please refer to the Maximus Technical Manual in this catalogue. Design images of the product are for illustrative purposes only and may differ in colour and design from the actual product. RAK Ceramics reserves the right to change the colour and the design of any product at its own discretion, without any prior notice.

MARBLE

BOTTOCHINO LARGE

Vitrified tile
High Gloss | Carving



15 mm
120x180 cm
47.24"x70.86"



bottochino large variations
120x180



bottochino large



BOTTOCHINO LARGE	SIZES (cm / inches)	THICKNESS (mm)
	*120x180 / 47.24"x70.86	15

Note: For each slab, there will be multiple random faces with different graphic designs of the same genre. For best results of fixing slabs of any size / formats, across any application, please refer to the Maximus Technical Manual in this catalogue. Design images of the product are for illustrative purposes only and may differ in colour and design from the actual product. RAK Ceramics reserves the right to change the colour and the design of any product at its own discretion, without any prior notice.

MARBLE

BRECCIA AURORA

Vitrified tile
High Gloss



15 mm
120x180 cm
47.24"x70.86"



breccia aurora variations
120x180



breccia aurora

BRECCIA AURORA	SIZES (cm / inches)	THICKNESS (mm)
	*120x180 / 47.24"x70.86	15

Note: For each slab, there will be multiple random faces with different graphic designs of the same genre. For best results of fixing slabs of any size / formats, across any application, please refer to the Maximus Technical Manual in this catalogue. Design images of the product are for illustrative purposes only and may differ in colour and design from the actual product. RAK Ceramics reserves the right to change the colour and the design of any product at its own discretion, without any prior notice.



MARBLE

BRECCIA CREMA

Vitrified tile
High Gloss | Honed



15 mm
120x180 cm
47.24"x70.86"



breccia crema variations
120x180



breccia crema

BRECCIA CREMA	SIZES (cm / inches)	THICKNESS (mm)
	*120x180 / 47.24"x70.86	15

Note: For each slab, there will be multiple random faces with different graphic designs of the same genre. For best results of fixing slabs of any size / formats, across any application, please refer to the Maximus Technical Manual in this catalogue. Design images of the product are for illustrative purposes only and may differ in colour and design from the actual product. RAK Ceramics reserves the right to change the colour and the design of any product at its own discretion, without any prior notice.

MARBLE

BRECCIA WALTER WHITE

Vitrified tile
High Gloss



15 mm
120x180 cm
47.24"x70.86"



breccia walter white variations
120x180



breccia walter white

BRECCIA WALTER WHITE	SIZES (cm / inches)	THICKNESS (mm)
	*120x180 / 47.24"x70.86	15


Note: For each slab, there will be multiple random faces with different graphic designs of the same genre. For best results of fixing slabs of any size / formats, across any application, please refer to the Maximus Technical Manual in this catalogue. Design images of the product are for illustrative purposes only and may differ in colour and design from the actual product. RAK Ceramics reserves the right to change the colour and the design of any product at its own discretion, without any prior notice.

MARBLE

CALACATTA BIANCO

Vitrified tile
High Gloss



 **>15 mm**
120x180 cm
47.24"x70.86"



calacatta bianco

calacatta bianco variations
120x180



CALACATTA BIANCO	SIZES (cm / inches)	THICKNESS (mm)
	*120x180 / 47.24"x70.86	15


Note: For each slab, there will be multiple random faces with different graphic designs of the same genre. For best results of fixing slabs of any size / formats, across any application, please refer to the Maximus Technical Manual in this catalogue. Design images of the product are for illustrative purposes only and may differ in colour and design from the actual product. RAK Ceramics reserves the right to change the colour and the design of any product at its own discretion, without any prior notice.


MARBLE

CANAPUS WHITE

Vitrified tile
High Gloss



 **>15 mm**
120x180 cm
47.24"x70.86"



canopus white

CANAPUS WHITE	SIZES (cm / inches)	THICKNESS (mm)
	*120x180 / 47.24"x70.86	15


Note: For each slab, there will be multiple random faces with different graphic designs of the same genre. For best results of fixing slabs of any size / formats, across any application, please refer to the Maximus Technical Manual in this catalogue. Design images of the product are for illustrative purposes only and may differ in colour and design from the actual product. RAK Ceramics reserves the right to change the colour and the design of any product at its own discretion, without any prior notice.

MARBLE

DAMASCUS GREY


Vitrified tile
High Gloss | Silkmeister



 \leq 15 mm
120x180 cm
47.24"x70.86"



damascus grey variations
120x180



damascus grey

DAMASCUS GREY	SIZES (cm / inches)	THICKNESS (mm)
	*120x180 / 47.24"x70.86	15

Note: For each slab, there will be multiple random faces with different graphic designs of the same genre. For best results of fixing slabs of any size / formats, across any application, please refer to the Maximus Technical Manual in this catalogue. Design images of the product are for illustrative purposes only and may differ in colour and design from the actual product. RAK Ceramics reserves the right to change the colour and the design of any product at its own discretion, without any prior notice.




MARBLE

ETNA WHITE

Vitrified tile
High Gloss



 \geq 15 mm
120x180 cm
47.24"x70.86"



etna white variations
120x180



etna white

ETNA WHITE	SIZES (cm / inches)	THICKNESS (mm)
	*120x180 / 47.24"x70.86	15

Note: For each slab, there will be multiple random faces with different graphic designs of the same genre. For best results of fixing slabs of any size / formats, across any application, please refer to the Maximus Technical Manual in this catalogue. Design images of the product are for illustrative purposes only and may differ in colour and design from the actual product. RAK Ceramics reserves the right to change the colour and the design of any product at its own discretion, without any prior notice.



MARBLE

GREAT EMPERADOR

Vitrified tile
High Gloss



15 mm
120x180 cm
47.24"x70.86"



great emperador

great emperador variations
120x180



GREAT EMPERADOR	SIZES (cm / inches)	THICKNESS (mm)
	*120x180 / 47.24"x70.86	15


Note: For each slab, there will be multiple random faces with different graphic designs of the same genre. For best results of fixing slabs of any size / formats, across any application, please refer to the Maximus Technical Manual in this catalogue. Design images of the product are for illustrative purposes only and may differ in colour and design from the actual product. RAK Ceramics reserves the right to change the colour and the design of any product at its own discretion, without any prior notice.

MARBLE

MACEDONIA GREY

Vitrified tile
High Gloss | Honed



 **>15 mm**
120x180 cm
47.24"x70.86"



macedonia grey

macedonia grey variations
120x180



MACEDONIA GREY	SIZES (cm / inches)	THICKNESS (mm)
	*120x180 / 47.24"x70.86	15


Note: For each slab, there will be multiple random faces with different graphic designs of the same genre. For best results of fixing slabs of any size / formats, across any application, please refer to the Maximus Technical Manual in this catalogue. Design images of the product are for illustrative purposes only and may differ in colour and design from the actual product. RAK Ceramics reserves the right to change the colour and the design of any product at its own discretion, without any prior notice.


MARBLE

MOONSTONE BIANCO

Vitrified tile
High Gloss




 **>15 mm**
120x180 cm
47.24"x70.86"



moonstone bianco

moonstone bianco variations
120x180



MOONSTONE BIANCO	SIZES (cm / inches)	THICKNESS (mm)
	*120x180 / 47.24"x70.86	15


Note: For each slab, there will be multiple random faces with different graphic designs of the same genre. For best results of fixing slabs of any size / formats, across any application, please refer to the Maximus Technical Manual in this catalogue. Design images of the product are for illustrative purposes only and may differ in colour and design from the actual product. RAK Ceramics reserves the right to change the colour and the design of any product at its own discretion, without any prior notice.


MARBLE

ONYX JOKUL

Vitrified tile
High Gloss



 **>15 mm**
120x180 cm
47.24"x70.86"



onyx jokul

onyx jokul variations
120x180



ONYX JOKUL	SIZES (cm / inches)	THICKNESS (mm)
	*120x180 / 47.24"x70.86	15


Note: For each slab, there will be multiple random faces with different graphic designs of the same genre. For best results of fixing slabs of any size / formats, across any application, please refer to the Maximus Technical Manual in this catalogue. Design images of the product are for illustrative purposes only and may differ in colour and design from the actual product. RAK Ceramics reserves the right to change the colour and the design of any product at its own discretion, without any prior notice.


MARBLE

STATUARIO JADE

Vitrified tile
High Gloss




 **>15 mm**
120x180 cm
47.24"x70.86"



statuario jade

statuario jade variations
120x180



STATUARIO JADE	SIZES (cm / inches)	THICKNESS (mm)
	*120x180 / 47.24"x70.86	15

Note: For each slab, there will be multiple random faces with different graphic designs of the same genre. For best results of fixing slabs of any size / formats, across any application, please refer to the Maximus Technical Manual in this catalogue. Design images of the product are for illustrative purposes only and may differ in colour and design from the actual product. RAK Ceramics reserves the right to change the colour and the design of any product at its own discretion, without any prior notice.

MARBLE

STATUARIO LUSTRE

Vitrified tile
High Gloss



15 mm
120x180 cm
47.24"x70.86"



statuario lustre variations
120x180



statuario lustre



STATUARIO LUSTRE	SIZES (cm / inches)	THICKNESS (mm)
	*120x180 / 47.24"x70.86	15


Note: For each slab, there will be multiple random faces with different graphic designs of the same genre. For best results of fixing slabs of any size / formats, across any application, please refer to the Maximus Technical Manual in this catalogue. Design images of the product are for illustrative purposes only and may differ in colour and design from the actual product. RAK Ceramics reserves the right to change the colour and the design of any product at its own discretion, without any prior notice.


MARBLE

SUPER WHITE

Vitrified tile
High Gloss



 **>15 mm**
120x180 cm
47.24"x70.86"



super white

SUPER WHITE	SIZES (cm / inches)	THICKNESS (mm)
	*120x180 / 47.24"x70.86	15


Note: For each slab, there will be multiple random faces with different graphic designs of the same genre. For best results of fixing slabs of any size / formats, across any application, please refer to the Maximus Technical Manual in this catalogue. Design images of the product are for illustrative purposes only and may differ in colour and design from the actual product. RAK Ceramics reserves the right to change the colour and the design of any product at its own discretion, without any prior notice.

MARBLE

TRAVERTINO GRIGIO

Vitrified tile
High Gloss



 **>15 mm**
120x180 cm
47.24"x70.86"



travertino grigio

travertino grigio variations
120x180



TRAVERTINO GRIGIO	SIZES (cm / inches)	THICKNESS (mm)
	*120x180 / 47.24"x70.86	15


Note: For each slab, there will be multiple random faces with different graphic designs of the same genre. For best results of fixing slabs of any size / formats, across any application, please refer to the Maximus Technical Manual in this catalogue. Design images of the product are for illustrative purposes only and may differ in colour and design from the actual product. RAK Ceramics reserves the right to change the colour and the design of any product at its own discretion, without any prior notice.

MARBLE

TEXAS DYNA

Vitrified tile
High Gloss



 \geq 15 mm
120x180 cm
47.24"x70.86"



texas dyna variations
120x180



texas dyna

TEXAS DYNA	SIZES (cm / inches)	THICKNESS (mm)
	*120x180 / 47.24"x70.86	15

Note: For each slab, there will be multiple random faces with different graphic designs of the same genre. For best results of fixing slabs of any size / formats, across any application, please refer to the Maximus Technical Manual in this catalogue. Design images of the product are for illustrative purposes only and may differ in colour and design from the actual product. RAK Ceramics reserves the right to change the colour and the design of any product at its own discretion, without any prior notice.




MARBLE

VANCOUVER BEIGE

Vitrified tile
High Gloss | Silkmeister




 **>15 mm**
120x180 cm
47.24"x70.86"



vancouver beige

vancouver beige variations
120x180



VANCOUVER BEIGE	SIZES (cm / inches)	THICKNESS (mm)
	*120x180 / 47.24"x70.86	15


Note: For each slab, there will be multiple random faces with different graphic designs of the same genre. For best results of fixing slabs of any size / formats, across any application, please refer to the Maximus Technical Manual in this catalogue. Design images of the product are for illustrative purposes only and may differ in colour and design from the actual product. RAK Ceramics reserves the right to change the colour and the design of any product at its own discretion, without any prior notice.


MARBLE

VENICE BEIGE

Vitrified tile
High Gloss | Silkmeister



 **>15 mm**
120x180 cm
47.24"x70.86"



venice beige

venice beige variations
120x180



VENICE BEIGE	SIZES (cm / inches)	THICKNESS (mm)
	*120x180 / 47.24"x70.86	15


Note: For each slab, there will be multiple random faces with different graphic designs of the same genre. For best results of fixing slabs of any size / formats, across any application, please refer to the Maximus Technical Manual in this catalogue. Design images of the product are for illustrative purposes only and may differ in colour and design from the actual product. RAK Ceramics reserves the right to change the colour and the design of any product at its own discretion, without any prior notice.

MARBLE

WALES GOLD

Vitrified tile
High Gloss | Carving



 **>15 mm**
120x180 cm
47.24"x70.86"



wales gold

wales gold variations
120x180



WALES GOLD	SIZES (cm / inches)	THICKNESS (mm)
	*120x180 / 47.24"x70.86	15


Note: For each slab, there will be multiple random faces with different graphic designs of the same genre. For best results of fixing slabs of any size / formats, across any application, please refer to the Maximus Technical Manual in this catalogue. Design images of the product are for illustrative purposes only and may differ in colour and design from the actual product. RAK Ceramics reserves the right to change the colour and the design of any product at its own discretion, without any prior notice.

MARBLE

ZURICH BEIGE

Vitrified tile
High Gloss | Silkmeister



 **>15 mm**
120x180 cm
47.24"x70.86"



zurich beige

zurich beige variations
120x180



ZURICH BEIGE	SIZES (cm / inches)	THICKNESS (mm)
	*120x180 / 47.24"x70.86	15

Note: For each slab, there will be multiple random faces with different graphic designs of the same genre. For best results of fixing slabs of any size / formats, across any application, please refer to the Maximus Technical Manual in this catalogue. Design images of the product are for illustrative purposes only and may differ in colour and design from the actual product. RAK Ceramics reserves the right to change the colour and the design of any product at its own discretion, without any prior notice.



CASHMERE COLLECTION

Cashmere wool is considered to be the softest textile fibre, even softer than silk also.

This collection is named as Cashmere collection, because the surface finish is very soft to touch and feel.

Cashmere collection is suitable for domestic application.



Floor: Bohemian Beige



Floor: Augustus Crema



Floor: Bohemian Silver



Floor: Puffin Beige



Floor: Puffin Grey

MARBLE

AUGUSTUS CREMA

Vitrified tile
Cashmere



>k 9 mm
120x180 cm
47.24"x70.86"



augustus crema variations
120x180



augustus crema

AUGUSTUS CREMA	SIZES (cm / inches)	THICKNESS (mm)
	*120x180 / 47.24"x70.86	9

Note: For each slab , there will be multiple random faces with different graphic designs of the same genre. For best results of fixing slabs of any size / formats, across any application , please refer to the Maximus Technical Manual in this catalogue. Design images of the product are for illustrative purposes only and may differ in colour and design from the actual product. RAK Ceramics reserves the right to change the colour and the design of any product at its own discretion, without any prior notice.

MARBLE

WATER LILY WHITE

Vitrified tile
Cashmere



>k 9 mm
120x180 cm
47.24"x70.86"



water lily white variations
120x180



water lily white

WATER LILY WHITE	SIZES (cm / inches)	THICKNESS (mm)
	*120x180 / 47.24"x70.86	9


Note: For each slab , there will be multiple random faces with different graphic designs of the same genre. For best results of fixing slabs of any size / formats, across any application , please refer to the Maximus Technical Manual in this catalogue. Design images of the product are for illustrative purposes only and may differ in colour and design from the actual product. RAK Ceramics reserves the right to change the colour and the design of any product at its own discretion, without any prior notice.

MARBLE

CARNATION CREMA

Vitrified tile
Cashmere



 **> 9 mm**
120x180 cm
47.24"x70.86"



carnation crema variations
120x180



carnation crema

CARNATION CREMA	SIZES (cm / inches)	THICKNESS (mm)
	*120x180 / 47.24"x70.86	9

Note: For each slab, there will be multiple random faces with different graphic designs of the same genre. For best results of fixing slabs of any size / formats, across any application, please refer to the Maximus Technical Manual in this catalogue. Design images of the product are for illustrative purposes only and may differ in colour and design from the actual product. RAK Ceramics reserves the right to change the colour and the design of any product at its own discretion, without any prior notice.




MARBLE

BOHEMIAN BEIGE

Vitrified tile
Cashmere



 **> 9 mm**
120x180 cm
47.24"x70.86"



bohemian beige variations
120x180



bohemian beige

BOHEMIAN BEIGE	SIZES (cm / inches)	THICKNESS (mm)
	*120x180 / 47.24"x70.86	9


Note: For each slab, there will be multiple random faces with different graphic designs of the same genre. For best results of fixing slabs of any size / formats, across any application, please refer to the Maximus Technical Manual in this catalogue. Design images of the product are for illustrative purposes only and may differ in colour and design from the actual product. RAK Ceramics reserves the right to change the colour and the design of any product at its own discretion, without any prior notice.

MARBLE

BOHEMIAN SILVER

Vitrified tile
Cashmere



 **> 9 mm**
120x180 cm
47.24"x70.86"



bohemian silver variations
120x180



bohemian silver

BOHEMIAN SILVER	SIZES (cm / inches)	THICKNESS (mm)
	*120x180 / 47.24"x70.86	9


Note: For each slab, there will be multiple random faces with different graphic designs of the same genre. For best results of fixing slabs of any size / formats, across any application, please refer to the Maximus Technical Manual in this catalogue. Design images of the product are for illustrative purposes only and may differ in colour and design from the actual product. RAK Ceramics reserves the right to change the colour and the design of any product at its own discretion, without any prior notice.

MARBLE

TORANO BEIGE

Vitrified tile
Cashmere



 \geq 9 mm
120x180 cm
47.24"x70.86"



torano beige variations
120x180



torano beige



TORANO BEIGE	SIZES (cm / inches)	THICKNESS (mm)
	*120x180 / 47.24"x70.86	9


Note: For each slab, there will be multiple random faces with different graphic designs of the same genre. For best results of fixing slabs of any size / formats, across any application, please refer to the Maximus Technical Manual in this catalogue. Design images of the product are for illustrative purposes only and may differ in colour and design from the actual product. RAK Ceramics reserves the right to change the colour and the design of any product at its own discretion, without any prior notice.

MARBLE

PUFFIN BEIGE

Vitrified tile
Cashmere



 **> 9 mm**
120x180 cm
47.24"x70.86"



puffin beige variations
120x180



puffin beige

PUFFIN BEIGE	SIZES (cm / inches)	THICKNESS (mm)
	*120x180 / 47.24"x70.86	9


Note: For each slab, there will be multiple random faces with different graphic designs of the same genre. For best results of fixing slabs of any size / formats, across any application, please refer to the Maximus Technical Manual in this catalogue. Design images of the product are for illustrative purposes only and may differ in colour and design from the actual product. RAK Ceramics reserves the right to change the colour and the design of any product at its own discretion, without any prior notice.

MARBLE

PUFFIN GREY

Vitrified tile
Cashmere



 **> 9 mm**
120x180 cm
47.24"x70.86"



puffin grey variations
120x180



puffin grey

PUFFIN GREY	SIZES (cm / inches)	THICKNESS (mm)
	*120x180 / 47.24"x70.86	9

Note: For each slab, there will be multiple random faces with different graphic designs of the same genre. For best results of fixing slabs of any size / formats, across any application, please refer to the Maximus Technical Manual in this catalogue. Design images of the product are for illustrative purposes only and may differ in colour and design from the actual product. RAK Ceramics reserves the right to change the colour and the design of any product at its own discretion, without any prior notice.



TECHNICAL MANUAL

PRODUCT TYPOLOGY & SIZES

TECHNICAL SPECIFICATIONS

PACKAGING

HANDLING

INSTALLATION (WALL, FLOOR AND FAÇADE)

CLEANING AND MAINTENANCE

Product sizes



Technical specifications - Vitrified Tile

GVT/PGVT

TEST DESCRIPTION	STANDARD TEST METHOD	STANDARD REQUIREMENTS	RAK CERAMICS SPECIFICATION
Deviation in Length	BS EN ISO 10545 - 2	±0.3 %	±0.10 %
Deviation in Width	BS EN ISO 10545 -2	±0.3%	±0.10 %
Deviation in Thickness	BS EN ISO 10545-2	±5.0 %	±4.00%
Straightness of Sides	BS EN ISO 10545 - 2	±0.3%	±0.10 %
Rectangularity (mm)	BS EN ISO 10545 -2	±0.3 %	±0.10 %
Surface flatness : Center curvature	BS EN ISO 10545 -2	± 0.40 %	±0.20 %
Surface flatness : Edge curvature	BS EN ISO 10545-2	± 0.40 %	± 0.20 %
Surface flatness : Warpage	BS EN JSO 10545-2	± 0.40 %	± 0.20 %
Surface Quality	BS EN ISO 10545 -2	Min 95% free from visible defects	Min 95% free from visible defects
Water Absorption	BS EN ISO 10545 - 3	Ev ≤0.5 %	≤ 0.05 %
Breaking Strength	BS EN ISO 10545 - 4	≤ 1300 N	≥ 1600 N
Modules Of Rupture	BS EN ISO 10545 -4	≥ 35 N/mm ²	≥ 38 N/mm ²
Resistance to surface Abrasion for glazed tiles	BS EN ISO 10545- 7	Report abrasion class	PEI-2-4
Co Efficient Of Linear Thermal Expansion	BS EN ISO 10545- 8	Test method available	< 7x 10 ⁻⁶ /°C
Thennal Shock Resistance	BS EN ISO I 0545 - 9	Test method available	No visible defect
Crazing Resistance	BS EN ISO 10545- 11	Required	4 Cycle Pass
Frost- Resistance	BS EN ISO 10545 - 12	Required	No visible damage
Resistance to House hold Chemicals & swimming pool Salts	BS EN ISO 10545 - 13	MinimumB	Class A No visible effect
Resistance to acids & alkalis (with exceptions of HF acid and it's compounds)	BS EN ISO 10545,- 13	Manufacturer to state classification	Class LA No visible effect
Resistance To Staining	BS EN ISO 10545- 14	Min Class-3	Min Class-3

Note: The Breaking Strength & MOR values shall be as per RAK INDIA (Morbi) Lab MOR testing machine results Test Performed using 90x90 cm cut pieces from the slab.

Superior quality raw materials like kaolin, clay, feldspar, silica, and colouring inks are imported from Europe and other parts of the world to manufacture Maximus Mega Slabs, without compromising on its breaking strength, water absorption, dust, termite and chemical resistance.

Maximus Mega Slabs are exceptionally hard, resist thermal shock better than any material available today, are virtually non-porous and are a green product. Installation is quicker and easier because of the dimensions of the product.

Flooring, wall cladding, kitchen counter tops, vanity tops, steps and risers, and bath surrounds are all possible.









PRODUCT TYPOLOGY

BODY TYPE	SIZE (CM)	POLISHED	MATT	HONED	9MM THICK	15MM THICK
Vitrified Tiles	120X180	✓	✓	✓	✓	✓

TECHNICAL MANUAL

Suggested equipment


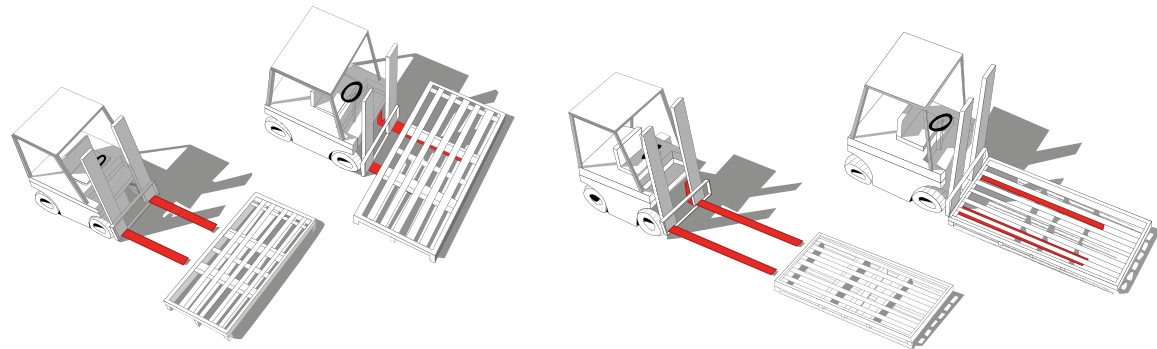
HANDLING EQUIPMENT	CUTTING AND DRILLING EQUIPMENT
Aluminum Parallel profile with crossbars and Suction Vacuum suction cups with vacuum gauge	Compass device with suction cups for Circular Cuts
Tile Cart Trolley	Free cut guide with complete outfit Max. Cut of length – 156 cm
Double Suction Cups	Free Cut Extension
Modular Work Bench BM180	Cutting off pliers for tile/slabs
Modular Work Bench BM180 BM180 Plus (Perfect Workstation for large format tiles up to 160cm width)	Diamond polishing pad
	Diamond for edge and side polishing
	Diamond Blades for simultaneous cutting and grooving

INSTALLATION AND LEVELLING EQUIPMENT	
Compact Vibrator or Tile Beater	
RLS 3D Clips for tiles	
Wedges (for Anti- Chipping / Anti-Scratching preventing platforms)	
Adjustable pliers for wall and floor covering	
Low-speed mixer	
Rubber Grout floats	
Slant ridge notched trowel	
Diamond for edge and side polishing	

CLEANING AND MAINTENANCE	
Brooms	
Floats with abrasive pads	


Handling Maximus

- Maximus extra-large format slabs arrive in oversized crates, which require specific Handling equipment to prevent from damage occurring during forklift operation, specific fork sizes must be used. For example, to handle a crate of 135cm x 305cm tiles from the side, 112cm/ 44" long forks are recommended.
- To handle the same crate from the narrow end requires forks that are at least 213cm/ 84" long. Lifting multiple crates with longer forks may require forklifts with a greater lift capacity.
- Specialized tools and equipment are currently available for the handling, installation and cutting of large porcelain surfaces. Innovative trowels with unique notch configurations can help increase the consistency of the mortar coverage on the back of the tile.
- To increase rigidity and limit twisting, use a system composed of parallel and transverse guides.
- For a perfect adhesion clean the slab and the suckers with a damp sponge.
- The suckers run along the guides and adhere to the slab. Make sure that a vacuum is created between the device and the surface.
- A single guide device can be used for sizes of maximum length.
- Use four operators at a time to carry out handling operations of large size slabs.
- Lift the slab along the long side and hang it vertically to the handles of the frame.
- For the large size slab a suitably reinforced trolley is recommended. Set the guides to the trolley for carrying the slab.
- Follow the same procedure for handling the 120x240cm and all other sub-sizes, where only two operators are sufficient.



Cut-to-pieces and drilling

- RAK Ceramics recommends the use of special designed devices for handling as well as cutting and laying of big slabs.
- Handle slab with a proper and professional trolley of aluminum parallel profile with crossbars and vacuum suction cups along with a vacuum gauge. Please use double suction cups for slabs above 300cm. This could make sure that appropriate vacuum is created between the device and the slab. Lift the slab and keep it vertically to the trolley frame.
- Keep the slab on a stable, flat and intractable surface. For successful cutting and drilling, RAK Ceramic recommend using a professional modular workbench with aluminum profiles and proper cutting tools for each type of cut.
- Set the cutting unit on the tile so that the references coincide with the marked lines and lock it with the appropriate suckers. Score the slab from one edge to the other, being carefully maintaining the same pressure while moving.
- When the cut has been made, move the slab until the slit line sticks out a 10 to 15 cm from the workbench. Start hew from both sides using appropriate cutting-off pliers and follow the scoring line to complete the hew.
- Smooth rough edges and sides with an appropriate diamond polishing pad.
- To drill internal cutouts from the slab, first you need to draw the guide lines. For circular cuts, use the compass device with suction cups. For rectangular cut, drill first a 5 – 7 mm hole at the corners of the rectangle shape, using a non-percussion drill. For a better drilling always, keep the surface and drill a little bit wet. Then Follow the drilled lines using a diamond-blade angle grinder and then finish off the edges with a diamond-polishing pad. Round holes (4) must be made in wet drilling, using diamond-blades. Start engraving the surface with a 75 degrees point angle, then straighten out the drill avoiding excessive pressure on the slab. Also, in this case finish with a diamond-polishing pad.
- Manual traction devices are available, in order to make a finishing cut at 45° and thus enable special applications of the material.



TECHNICAL MANUAL

Installation

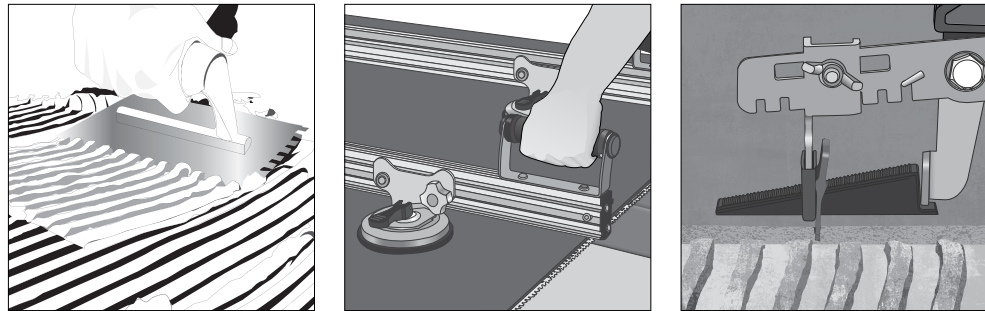
Laying "Maximus" slabs requires similar laying conditions to those required for traditional format slabs. Maximus requires the adhesive to be applied both on the setting bed and on the back of the slab.

Maximus Slabs For Flooring Require The Following Conditions:

- A flat surface that is clean and free from dust, scraps and any lumps of cement
- The setting bed must be uniform and have already undergone the dry shrinkage process
- Repair any cracks
- Any uneven parts on the surface must be filled with suitable levelling compounds

Instruments Required

- Cement-based powder adhesive for full spread, class "C2E according to EN12004 and S1 according to EN12002 standards"
- 3x3 mm square toothed trowel and 15 mm round toothed trowel
- Frame with suction cups for handling or double suction cups
- Non-bounce plastic mallet 170x370 mm
- Levelling system: base clip + wedge + pliers



Bonding To The Floor

- Ensure that the surface to be covered is solid, flat and free from dust and oil/grease.
- Use the adhesives described above mixed according to the specifications indicated in the technical data sheet of the chosen adhesive.
- Spread the adhesive onto the surface to be covered with a 15 mm round toothed trowel across an area of 5/10 cm more than the dimensions of the slab.
- With the slab in a vertical position on the handling frame, spread the adhesive onto the back of the slab with a 3x3 mm square toothed trowel.
- Using the frame with suction cups, bring the slab into a horizontal position and lay it.
- To guarantee uniform bonding of the slab, the special 170x370 mm non-bounce plastic mallet must be used, tapping from the middle towards the edges so as to remove any air pockets between the back of the slab, the adhesive and the surface to be tiled using the levelling system.

Bonding To The Wall


- Ensure that the surface to be covered is solid, flat and free from dust.
- Cement-based powder adhesive for full spread, class "C2E according to EN12004 and S1 according to EN12002 standards".
- Spread the adhesive onto the surface to be covered with a 15 mm round toothed trowel across an area of 5/10 cm more than the dimensions of the slab.
- With the slab in a vertical position on the handling frame, spread the adhesive onto the back of the slab with a 3x3 mm square toothed trowel.
- Using the handling frame in a vertical position lay the slab.
- Before releasing the slab from the handling frame, ensure that the adhesive will hold it in place.
- To guarantee complete bonding of the slab and eliminate any air, tap from the middle towards the edges using the non-bounce plastic mallet.
- Before bonding the next slab, fix the hidden mechanical hook to the wall with the relevant nails (length 27 mm) using the gas-powered nailing machine.

Ventilated Façade

Maximus Mega Slab – Ventilated Façade Systems

A ventilated façade is a coating system on the outside of a building which leaves a ventilated chamber between the coating (façade) and the building insulation. Considered as the best solution for maximising insulation whilst reducing unwanted condensation or thermal bridge problems, ventilated façades provide excellent thermal-hygrometric solutions.

- Advantages of Ventilated Façade Systems
- Energy Saving – Excellent thermal insulation, reduction in heat/cool dispersal, and less heat absorption in warm climates.
- Technical and Aesthetic Durability – Significant reduction in deterioration due to pollution, does not absorb dust or dirt, easy to clean and maintain and promotes humidity dispersal.
- Healthier Environment – Increased comfort for users and meets all hygiene, health and environmental protection standards.



RAK CERAMICS India Pvt. Ltd.
Carnival House, 1st Floor,
Near Dindoshi Fire Station,
Off Gen. A. K. Vaidya Marg,
Malad (East). Mumbai 400097.
Maharashtra. India.
RAKCERAMICS.COM/INDIA
Toll Free: 18001025829

RAKCERAMICS.COM
