



Tiles Book

RAK
CERAMICS

About RAK Ceramics (Bangladesh) LTD.

RAK Ceramics (Bangladesh) Limited is the country's largest and most respected tiles and sanitary ware brand. It's a joint venture entity between Bangladesh & UAE. It has converted into public limited company on 10th June, 2008 and listed in the stock exchanges of Bangladesh on 13th June, 2010. The core business of RAK Ceramics (Bangladesh) Limited is to manufacture and sell of tiles and sanitary wares. The company has over 1500 models active in the ceramic and porcelain tile business and regularly adds several new designs to the product portfolio. The company has over 50 models of exclusive range of sanitary ware to offer with a very wide choice. Our annual production capacities are 10.32 million SQM of tiles and 1.45 million pieces of sanitary ware.

RAK Ceramics (Bangladesh) Limited is an ISO 9001:2015 certified organization. We are maintaining our commitment to protect and preserve the environment by operating an Environmental Management System which is certified to ISO 14001:2015 standard. The Company complies with ISO 13006 (E), the latest international standard for ceramic tile; locally known as BDS ISO 13006:2021. The Company's sanitary ware complies with the quality criteria of BDS 1162:2014. Both tiles and sanitary products are BSTI-approved.



RAKCERAMICS.COM

Index by Sizes

Ceramic

Wall Tiles

30x90

Premija collection 1

25x70

Paris Series 6

Berlin Series 7

Turin Series 7

Dallas Series 8

Eden Series 9

Diana Series 9

30x60

Aston Series 10

Jordana Series 13

Yakarta Series 14

Vivid Collection 15

Stone Art 20

Suger Series 21

30x50.5

Vivid Collection 24

Premium Collection 30

Emir Series 34

25x40

Ceramic Wall Tiles 35

Index by Sizes

Ceramic & Porcelain

20x30

Victoria Series	39
Wall Tiles	43

20x7.5, & 30.5x7.5

Cladding	44
----------	----

Wall & Floor Tiles

30x60

Rocker	45
Hard Rock	46
Glaze Rustic	51

Floor Tiles

30x60

RAK Tread (Self Embossed)	52
Bull-nose (with Groove)	52

60x120

Elegant Slab Series	54
Double Charge	59
Glaze Rustic Series	59
Imperial Silk Series	60
Rocker Slab Series	62
Wooden Slab Series	65

80x80

Double Charge	67
Rocker Series	69
Lapato Series	70
Elegant Alpha	71

Index by Sizes

Porcelain

60x60

Double Charge	72
Terrazzo	76
Elegant Series	77
Classic Series	80
Classic Super Series	81
Salt & Pepper	84
Dura	84
Wood Art	85
Concrete Series	87
Cementina Series	88
Urban Cement Series	88
Glaze Rustic	89

40x40

Industrial Tiles	91
High Tech Porcelain	94
Glaze Homogeneous	95
Salt & Pepper (Glaze)	97
Salt & Pepper -SG	97
Industrial Tiles	98

30.5x30.5

Salt & Pepper (Glaze)	99
Step Tiles	99

30x30

Industrial Tiles	98
Glaze Homogeneous	103
Parking Tiles	100
Glaze Rustic	100

CERAMIC & VITRIFIED TILES

RED BODY AND WHITE BODY CERAMIC TILES

Red Body and white body Ceramic tiles are made with finest quality clays with chamotte (a ceramic raw material with high percentage of silica). These raw materials are submitted to dry grinding and suitable mixed and wet then pressed with hydraulic presses. Quick-cycle support firing is obtained via roller kilns reaching temperatures of approximately 1100 °C. After biscuit glazing, the vitrified product is sintered in a single-layer roller kiln at approximately 1030 °C. The resulting wall tiles have an average bending strength that is higher than 15/ m² in accordance with the UNI EN ISO10545-4 standard and a water absorption level that is higher than 10 %; they belong to the BIII (GL) group according to the UNI EN 14411 standard. This class of products shows virtually no shrinkage during firing; therefore such dimensional consistency result in extremely easy laying.

PORCELAIN TILES

Porcelain tiles are manufactured using pure, selectively imported raw materials mixed using the most advanced extraction and sorting techniques; they are obtained with a production process similar to that of single-fired tiles. The resulting product is top-quality porcelain tile, obtained by raw materials wet grinding, followed by partial drying by spraying, silo storage to allow homogenization of properties, and pressing with highly efficient hydraulic presses up to specific pressure more than 500 kg/cm². The high pressure combined with high firing temperature exceeding 1200 °C results in highly compact strong ceramic surface with very low water absorption (lower than 0.1% according to UNI EN ISO 10545-3) and extremely high mechanical resistance (average value exceeding 50 N/mm² according to UNI EN ISO 10545-4). Thanks to their low porosity, these porcelain tiles are frost-proof and rated as belonging to the BIa GL class according to the European Standard UNI EN 14411 which requires water absorption $\leq 0.5\%$. The MoR (modulus of rupture) in accordance with UNI EN ISO 10545-4 results to 50 N/mm² while the required value is 35 N/mm². RAK Ceramics porcelain tiles are available in a wide range of designs, sizes and finishes.

PREMIJA Collection


DRY SQUARING

PERFECT LINING

SHARP EDGE



7001 LBR



7001 HL BR



7001 DBR



7002 LWD




7002 HL WD



7002 DWD



7003 LSHELL



7003 DSHELL

PREMIJA Collection

DRY SQUARING

PERFECT LINING

SHARP EDGE



7004 LBE




7004 LHL




7004 DHL



7004 DBE



7005 L UMBER



7005 HL UMBER



7005 D UMBER



7006 LIV



7006 HL IV



7006 DIV

PREMIJA Collection

DRY SQUARING

PERFECT LINING

SHARP EDGE



7007 SAND LBR



7007 SAND HL



7007 SAND DBR



7008 LIV



7008 HL IV



7008 DIV



7009 LBR



7009 HL BR



7009 DBR

PREMIJA Collection

DRY SQUARING

PERFECT LINING

SHARP EDGE



7051 CEMENTO L GREY



7051 CEMENTO HL



7051 CEMENTO D GREY



7054 MATRIX WD BR



7054 MATRIX WD HL



7054 MATRIX WD DBR

PREMIJA Collection

DRY SQUARING

PERFECT LINING

SHARP EDGE



7055 LIV



7055 HL IV



7055 DIV



7058 LG



7058 HL GREY



7058 DG

Premium Collection

DRY SQUARING

PERFECT LINING

SHARP EDGE

PARIS SERIES



PARIS WHITE
PARIS WHITE FL
PARIS WHITE HL
PARIS WHITE FRAME



PARIS IVORY
PARIS IVORY FL
PARIS IVORY HL
PARIS IVORY FRAME



PARIS BLUE
PARIS BLUE FL
PARIS BLUE HL
PARIS BLUE FRAME

Colors Shown here are as close to actual tiles as printing process will allow

Premium Collection

DRY SQUARING

PERFECT LINING

SHARP EDGE

BERLIN SERIES



BERLIN IV
BERLIN IV HL
BERLIN IV




BERLIN WHITE
BERLIN WHITE HL
BERLIN WHITE

TURIN SERIES



TURIN BE
TURIN BE LEAF
TURIN BE



TURIN GREY
TURIN GREY LEAF
TURIN GREY


Premium Collection

DRY SQUARING


PERFECT LINING

SHARP EDGE

DALLAS SERIES



DALLAS PAPER LY
DALLAS PAPER LEX YL
DALLAS PAPER DY



DALLAS PAPER WH
DALLAS PAPER LEX BL
DALLAS PAPER BL



DALLAS LBE
DALLAS HL BE
DALLAS DBE



DALLAS LW
DALLAS HL WD
DALLAS DW

Premium Collection

DRY SQUARING


PERFECT LINING

SHARP EDGE

EDEN SERIES



EDEN LIV
EDEN HL IV
EDEN DIV



EDEN LBR
EDEN PEARL BR
EDEN DBR

DIANA SERIES



DIANA LIV
DIANA HL IV
DIANA DIV

Premium Collection

DRY SQUARING

PERFECT LINING

SHARP EDGE


ASTON SERIES



ASTON LBR
ASTON COFFEE
ASTON LBR



ASTON GW
ASTON WATER LILY
ASTON GW



ASTON MAK WHITE
ASTON MAK HLK
ASTON MAK BLACK

Colors Shown here are as close to actual tiles as printing process will allow

Premium Collection

DRY SQUARING

PERFECT LINING

SHARP EDGE

ASTON SERIES



ASTON ORCHID LGR
ASTON ORCHID DGR
ASTON ORCHID LGR



ASTON LYRATA LG
ASTON LYRATA DG



ASTON SPRING LG
ASTON SPRING DG



ASTON LYRATA LBR
ASTON LYRATA DBR

Colors Shown here are as close to actual tiles as printing process will allow

Premium Collection

DRY SQUARING

PERFECT LINING

SHARP EDGE

ASTON SERIES



ASTON GYPSEY LIGHT
ASTON GYPSEY DARK
ASTON GYPSEY LIGHT



ASTON MARVEL LG
ASTON MARVEL DG
ASTON MARVEL LG

Premium Collection

DRY SQUARING

PERFECT LINING

SHARP EDGE

JORDANA SERIES



JORDANA 6403 LBE
DL 24 BEI
JORDANA 6403 DBE



JORDANA 6405 LWD
JORDANA 6405 HLT
JORDANA 6405 DWD



JORDANA 6406 LMIX
JORDANA 6406 MIX HLT
JORDANA 6406 MIX HLK
JORDANA 6406 DMIX

Colors Shown here are as close to actual tiles as printing process will allow

Premium Collection

DRY SQUARING


PERFECT LINING

SHARP EDGE

YAKARTA SERIES



YAKARTA ORCHARD
YAKARTA WHITE



6000 / DL 23 BLI
YAKARTA WHITE



6000 / DL 22 GRI
YAKARTA WHITE



Premium Collection

DRY SQUARING

PERFECT LINING

SHARP EDGE



6501 LBR
6501 DLKI
6501 DLTl
6501 DBR



6502 LBE
6502 DL TI
6502 DBE



6503 LGY
6503 DLTl
6503 DGY



6504 LBR
6504 DL KI
6504 DBR



Premium Collection

DRY SQUARING

PERFECT LINING

SHARP EDGE



6509 LBR
6509 DLT1
6509 DBR



6510 LBE
6510 DLKI
6510 DLT1
6510 DBE



6514 LG
6514 DLKI
6514 DLT1
6514 DG



Premium Collection


DRY SQUARING

PERFECT LINING

SHARP EDGE



6516 LBE
6516 DLTl
6516 DBE



6517 LGY
6517 DLTl
6517 DGY



Premium Collection

DRY SQUARING

PERFECT LINING

SHARP EDGE



6551 LBL
6551 KBL
6551 FBL
6551 DBL



6553 LGR
6553 KGR
6553 FGR
6553 DGR



Premium Collection

DRY SQUARING

PERFECT LINING

SHARP EDGE



6554 LWD
6554 FLWD
6554 DWD



6000/DL 1 PI
DL 1 P
6000



6000/DL 2 BLI
DL 2 BL
6000



6005G/DL 12 GI
DL 12G
6005 G


Premium Collection

DRY SQUARING

PERFECT LINING

SHARP EDGE

StoneArt
Tiles Collection



AMBER STONE ANTHM
AMBER STONE BEIGEM
AMBER STONE BRKM



AMBER STONE BRM
AMBER STONE GREYM



AVRIL STONE BRM
AVRIL STONE GRBM



RIVER STONE BEM

Premium Collection

DRY SQUARING

PERFECT LINING

SHARP EDGE

SUGER
SERIES



6602 SUGER LBL
6602 SUGER HL BL
6602 SUGER DBL



6602 SUGER LBR
6602 SUGER HLBR
6602 SUGER DBR



6604 SUGER LIV
6604 SUGER HLIV
6604 SUGER DIV

Premium Collection

DRY SQUARING

PERFECT LINING

SHARP EDGE


SUGER
S E R I E S



6606 SUGER L BLUE
6606 SUGER HL BLUE
6606 SUGER D BLUE



6606 SUGER LBE
6606 SUGER HL BE
6606 SUGER DBE



6607 SUGER LGY
6607 SUGER HLGY
6607 SUGER DGY

Premium Collection

DRY SQUARING

PERFECT LINING

SHARP EDGE

SUGER
S E R I E S



6607 SUGER LIV
6607 SUGER FLIV
6607 SUGER DIV



6608 SUGER LGR
6608 SUGER HLGR
6608 SUGER DGR



Premium Collection

DRY SQUARING

PERFECT LINING

SHARP EDGE



9091 LIV
9091 DLT1
9091 KIV
9091 DIV



9092 LG
9092 DLT1
9092 DG



Premium Collection


DRY SQUARING

PERFECT LINING

SHARP EDGE



9093 LWD
9093 DLT
9093 KWD
9093 DWD



9094 LG
9094 ED94TI
9094 DG



Premium Collection


DRY SQUARING

PERFECT LINING

SHARP EDGE



9095 LBE
9095 ED95TI
9095 KBE
9095 DBE



9096 LBR
9096 ED96KI
9096 DBR



Premium Collection

DRY SQUARING

PERFECT LINING

SHARP EDGE



9072 LG/ED 72 KI
ED 72 T1
9072 DG



9073 LG/ED 73 KI
ED 73 TGI
9073 DG



9074 LG
9074 LG/9074 KI
9074 FL
9074 DG



Premium Collection


DRY SQUARING

PERFECT LINING

SHARP EDGE



9075 LBE
9075 LBE/9075 TI
9075 DBE



9076 LBE
ED76 DFLI
9076 DBE



9077 LIV
ED77 FIV
9077 DIV



Premium Collection

DRY SQUARING

PERFECT LINING

SHARP EDGE



9078 LBE
ED78 KTCI
9078 HLBE
9078 DBE



9079 LYE
ED79 DKY
9079 KDY
9079 DYE

Colors Shown here are as close to actual tiles as printing process will allow

Premium Collection

DRY SQUARING

PERFECT LINING

SHARP EDGE



9000
9000/EDK 8 BRI
9000



9000
9000/EDK 11
9000



9026 LBE
9026 LBE / EDK 10 BEI
9026 DBE

Premium Collection

DRY SQUARING

PERFECT LINING

SHARP EDGE



9019 LBR/ED 13 BRI
ED 13 BR
9019 DBR



9020 LG/ED 17 BEI
ED 17 BE
9020 LG



9026 LBE / ED 21 BEI
ED 21 BE
9026 DBE



9029 LGR/ED 24 GRI
ED 24 GR
9029 DGR



9063 LBE/ ED 55 BEI
9063 DBE



9063 LG / ED 55 GI
9063 DG



9045 LBE
ED 59 BE
9045 DBE

Colors Shown here are as close to actual tiles as printing process will allow

Premium Collection

DRY SQUARING

PERFECT LINING


SHARP EDGE



9025 GR/ED 19 GRI
ED 19 GR
9025 GR

9025 BE/ED 19 BEI
ED 19 BE
9025 BE

9025 GR/ED 41 GRI
ED 41 GR
9025 GR



9027 LBE/ED 27 BRI
9027 DBE

9027 LBE/ED 27 BEI
9027 DBE



9027 LBE/ED 22 BRI
ED 22 BR
9027 DBE

9028 LBE/ED 23BEI
ED 23 BE
9028 DBE

Colors Shown here are as close to actual tiles as printing process will allow

Premium Collection

DRY SQUARING


PERFECT LINING

SHARP EDGE



9000/ED 40 PI
ED 40 P
9000

9000/ED 12 BMI
ED 12BM
9000



9000 / ED 15I
ED 15
9000

9000 / ED K6I
ED K6
9000

Premium Collection

DRY SQUARING

PERFECT LINING

SHARP EDGE

EMIR SERIES




9064 LBR
EM 9064 FBR
9064 DBR

9064 LGR
EM 9064 FGR
9064 DGR




1083 LBR
1083 HLBR
1083 DBR

1084 LBE
1084 DK
1084 DBE





1085 LBE
1085 HLBE
1085 DBE

1086 L PURPLE
1086 HL PURPLE
1086 D PURPLE




1086 LGY
1086 HLY
1086 DGY



1087 LBR
1087 HL BR
1087 DBR

1088 LGR
1088 HL GR
1088 DGR




1089 L BLUE
1089 HL BLUE
1089 D BLUE

1090 L GREY
1090 HL GREY
1090 D GREY



1000/EL 321 REDI
EL 321 RED
1000



1000/ML 21 BLI
ML 21 BL
1000



1020 G/EL 263 BKI
EL 263 BK
1020 G



1020 BE/EL 281 BEI
EL 281 BE
1020 BE



1020 G / K5 BLI
K5 BL
1020 G



1021 LBE/EL 270BEI
EL 270BE
1021 LBE




1022 LBR/EL 267 BRI
EL 267 BR
1022 DBR



1022 LBR/EL 322 BRI
EL 322 BR
1022 DBR




1022 LBR/EL 322 BKI
EL 322 BK
1022 LBR



1031 LBR/EL 297 BRI
EL 297 BR
1031 DBR

1050 AUG/SKM 33 I
SKM 33
1050 AUG


1050 AUG/M 80 I
M 80
1050 AUG



1080 LBL/EL 276 BLI
EL 276 BL
1080 DBL

1080 LBL/EL 306 BLI
EL 306 BL
1080 DBL

1080 LBE/EL 318 BEI
EL 318 BE
1080 DBE



1073 LBR
1073 LBR/EL K8 BRI
1073 DBR

VICTORIA SERIES




316 LBE
316 DK
316 DBE




317 LYE
317 DK
317 DYE



318 WH
318 DK
318 WH



326 LBR
326 HL
326 DBR




327 HL
327 BE
327 HL



332 LG
332 DK
332 DG

VICTORIA SERIES





333 LGR
333 DK
333 DGR

336 LBR
336 DK
336 BR



334 LBE
334 KD
334 DK
334 DBE




341 LBE
341 KTC
341 DBE

342 LGR
342 DK
342 DGR

343 LBE
343 KD
343 DK
343 DBE

VICTORIA SERIES



344 LBR
344 KD
344 DK
344 DBR



401 L BLUE
401 HL
401 D BLUE




403 LBE
403 HL BE
403 DBE



405 LBE
405 H LBE
405 DBE



406 LG
406 HLG
406 DG




407 LBE
407 HL
407 DBE

VICTORIA SERIES



408 LWD
408 HLW
408 DWD

451 LWD
451 HLWD
451 DWD




200



208 G




267 IV



500



CL BRICK BE



CL BRICK BR




345WH



346FL



322 GREY



322 BK


Ceramics



CL-OR-I



CL-BE-I



CL-BR-I

Rustic

Size : 30.5 cm x 7.5 cm



GP RALM 1



GP RALM 2



GP RALM 4



GP RALM 5

ROCKER SERIES



9GPBG ROCKER BOND LGY
9GPBG ROCKER BOND GHL
9GPBG ROCKER BOND DGY




9GPBG ROCKER MAPLE LG
9GPBG ROCKER MAPLE HL
9GPBG ROCKER MAPLE DG




9GPBG ROCKER MUD LBR
9GPBG ROCKER MUD BR HL
9GPBG ROCKER MUD DBR



9GPBG ROCKER MUD LGY
9GPBG ROCKER MUD LHL
9GPBG ROCKER MUD DHL
9GPBG ROCKER MUD DGY



9GPBG ROCKER FOG LBE
9GPBG ROCKER FOG HLBE
9GPBG ROCKER FOG DBE




9GPBG ROCKER FOG LG
9GPBG ROCKER FOG HLG
9GPBG ROCKER FOG DG

Hard Rock COLLECTIONS



9GPBG ADIVOS LG
9GPBG ADIVOS HL
9GPBG ADIVOS DG

9GPBG MASCOT LBE
9GPBG MASCOT HL
9GPBG MASCOT DBE



9GPBG ARIC WHITE
9GPBG ARIC WHITE HL
9GPBG ARIC IVORY

9GPBG COSTA GREY
9GPBG COSTA GREY HL
9GPBG COSTA GREY



9GPBG CASSIO WHITE
9GPBG CASSIO WHITE HL
9GPBG CASSIO WHITE

Hard Rock

COLLECTIONS



9GPBG SIOX BE (RANDOM 5 FACES)



9GPBG SIOX BLUE (RANDOM 6 FACES)




9GPBG BAVARIA LBE (RANDOM 5 FACES)



9GPBG BAVARIA DBE (RANDOM 5 FACES)

Hard Rock
COLLECTIONS



9GPBG RAJASTHAN IVORY (RANDOM 6 FACES)



9GPBG SHINE STONE BEIGE (RANDOM 6 FACES)



9GPBG SHINE STONE BLUE (RANDOM 6 FACES)

Hard Rock
COLLECTIONS



9GPBG SHINE STONE GREY (RANDOM 6 FACES)




9GPBG SHINE STONE IVORY (RANDOM 6 FACES)



9GPBG ROMA LG (RANDOM 5 FACES)
9GPBG ROMA FLG (DECOR)
9GPBG ROMA DG (RANDOM 5 FACES)

Hard Rock
COLLECTIONS




9GPBG BASIC BLACK (RANDOM 8 FACES)



(BASIC DECOR LIGHT)

9GPBG BASIC LBE (RANDOM 8 FACES)



9GPBG BASIC GREY (RANDOM 8 FACES)

Hard Rock
COLLECTIONS



9GPBG BASIC WHITE (RANDOM 8 FACES)



9GPBG DOLOMITE GREY

9GPBG DOLOMITE IVORY



9GPBG LOTUS GREY

9GPBG LOTUS IVORY



9GPBG LOTUS ANTHRACITE

9GPBG LOTUS ANTHRACITE FB

Floor Tiles



RAK TREAD Tiles Self Embossed



9GP101G TREAD (Salt & Pepper)

BULL-NOSE FINISH
SELF EMBOSSED GROOVE
GLAZE RUSTIC SURFACE



9GPBG LOTUS IVORY TREAD



9GPBG LOTUS GREY TREAD



9GPBG LOTUS ANTHRACITE TREAD



9GPBG DOLOMITE IVORY TREAD



9GPBG DOLOMITE GREY TREAD



9GPBG RAJASTHAN IVORY TREAD (R)

Bull-nose with Groove



9GPBG BAVARIA LBE (RANDOM)



9GPBG BAVARIA DBE (RANDOM)



9GPBG BASIC WHITE (RANDOM)



9GPBG BASIC GREY (RANDOM)



9GPBG LINE WOOD IVORY (RANDOM)



9GPBG LINE WOOD BE (RANDOM)

BULL-NOSE FINISH
MACHINE GROOVE
GLAZE RUSTIC SURFACE





INTRODUCING
60 X 120 CM
FLOOR TILES



Big Projects Are
Done With
BIG SLABS


The Modern day Big Project Solution



ELEGANT SLAB 1201 (RANDOM 3 FACES)




ELEGANT SLAB 1202 (RANDOM 2 FACES)



ELEGANT SLAB 1203



ELEGANT SLAB 1204



ELEGANT SLAB 1205



ELEGANT SLAB 1206



ELEGANT SLAB 1207



ELEGANT SLAB 1210



ELEGANT SLAB 1211



ELEGANT SLAB 1212



ELEGANT SLAB 1213



ELEGANT SLAB 1214



ELEGANT SLAB 1215



ELEGANT SLAB 1216



ELEGANT SLAB 1217



ELEGANT SLAB 1242



ELEGANT SLAB 1243

Colors Shown here are as close to actual tiles as printing process will allow



ELEGANT SLAB JNZ BL



ELEGANT SLAB JNZ GY



ELEGANT SLAB JNZ IV


Double Charge-Mirror Polish
Gres Porcellanato

Floor Tiles

Size : 60 cm x 120 cm



SLAB SOPHIA DC 4



SLAB SOPHIA DC 6

Glaze Rustic Series
Gres Porcellanato

Size : 60 cm x 120 cm



12GP CREMA NOVA BE

Colors Shown here are as close to actual tiles as printing process will allow



12GP DG 101




12GP DG 102




12GP DG 103



12GP DG 104



12GP DG 105



12GP DG 106



12GP DG 107



12GP DG 108



12GP DG 109



12GP DG 110

Colors Shown here are as close to actual tiles as printing process will allow



12GP ROCKER 1 DEK




12GP ROCKER 1 IV



12GP ROCKER 2 DEK




12GP ROCKER 2 WH



12GP ROCKER 3 BR



12GP ROCKER 4 WH



12GP ROCKER 5 DIV




12GP ROCKER 5 LIV



12GP 1201




12GP 1202



12GP 1203



12GP 1204



12GP 1205



12GP WEST WOOD 1 NTRL



12GP WEST WOOD 2 BE



12GP WEST WOOD 3 GREY




12GP WEST WOOD 4 BLANC



12GP SOUL WD 1 NTRL



12GP SOUL WD 2 CINDER



12GP SOUL WD 3 GREY



12GP SOUL WD 4 BLANC

DOUBLE CHARGE




SOPHIA 8500 WH



SOPHIA 8504 IVORY



SOPHIA 8506 LIV



SOPHIA 8516 LP



SOPHIA 8518 LG



8DCP STONECHIPS 5

DOUBLE CHARGE



GALAXY 8201 WHITE



HAZEL 8701 GREY



ROYAL TR 8401 IV

ROCKER
SERIES



8GP ROCKER 1 L GREY



8GP ROCKER 2 BROWN



8GP ROCKER 3 DGREY



8GP ROCKER WD 1 BE




8GP ROCKER WD 2 BR




8GP ROCKER WD 3 NTRL

LAPATO TILES




8GP DIVINE LAPATO 1



8GP DIVINE LAPATO 2



8GP DIVINE LAPATO 3



8GP DIVINE LAPATO 4



8GP DIVINE LAPATO 5




8GP DIVINE LAPATO 6



8GP DIVINE LAPATO 7

Colors Shown here are as close to actual tiles as printing process will allow



ELEGANT ALPHA 8201




ELEGANT ALPHA 8202



ELEGANT ALPHA 8203



ELEGANT ALPHA 8204



ELEGANT ALPHA 8205



ELEGANT ALPHA 8206



ELEGANT ALPHA 8207



ELEGANT ALPHA 8208

Colors Shown here are as close to actual tiles as printing process will allow


DOUBLE CHARGE



SOPHIA DC 1



SOPHIA DC 2




SOPHIA DC 3



SOPHIA DC 4



SOPHIA DC 6



SOPHIA DC 9

DOUBLE CHARGE




SOPHIA DC 16



SOPHIA DC 18




SOPHIA DC WH



SOPHIA DC 21

DOUBLE CHARGE



HAZEL DC BEIGE



HAZEL DC GREY



VALENTINA DC GREY

STONECHIPS



6DCP STONECHIPS 1




6DCP STONECHIPS 4



6DCP STONECHIPS 5

TERRAZZO




6GP TERRAZZO 1 WH




6GP TERRAZZO 2 LP



6GP TERRAZZO 3 IV



6GP TERRAZZO 4 DG



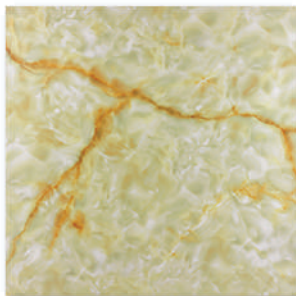
6GP TERRAZZO 5 BK



Colors Shown here are as close to actual tiles as printing process will allow



ELEGANT DUSKY GREY



ELEGANT MURCURY




ELEGANT OCEAN BL



ELEGANT PEWTER GREY



ELEGANT WOOD IV



ELEGANT AUTUMN WHITE



ELEGANT PINE WOOD



ELEGANT SUMMIT IV



ELEGANT SUMMIT LG



ELEGANT C CARARA GY




ELEGANT CASUAL GREY



ELEGANT CINEREOUS GREY



ELEGANT GRLI



ELEGANT OCHENTA GY



ELEGANT SILVA



ELEGANT AZUL (RANDOM 4 FACES)

CLASSIC SERIES



CLASSIC NIPPON GREY




CLASSIC CREMA IV



CLASSIC ROZARIO BE


CLASSIC SUPER SERIES



CLASSIC SUPER 17



CLASSIC SUPER 20



CLASSIC SUPER 21




CLASSIC SUPER 23

CLASSIC SUPER SERIES



CLASSIC SUPER 24



CLASSIC SUPER 25



CLASSIC SUPER 26



CLASSIC SUPER 27



CLASSIC SUPER 37

CLASSIC SUPER SERIES



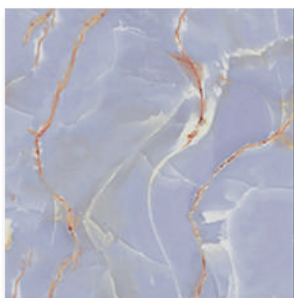
CLASSIC SUPER 1



CLASSIC SUPER 2



CLASSIC SUPER 3



CLASSIC SUPER 4



CLASSIC SUPER 5




CLASSIC SUPER 51



6GP 101 G

Anti Skid Surface



6GPBG DURA EXTRA WH



6GPBG DURA BE

WOOD ART COLLECTION
Gres Porcellanato




6GPBG WOOD 1



6GPBG WOOD 3



6GPBG WOOD 4



6GPBG WOOD 5



6GPBG CIRCLE WOOD BEIGE



6GPBG CIRCLE WOOD GREY

Available Size:
15 x 60 cm
20 x 60 cm &
30 x 60 cm



6GPBG MODERN WOOD BR



6GPBG MODERN WOOD IV

WOOD ART
COLLECTION
Gres Porcellanato



9GPBG LINE WOOD BE (RANDOM 4 FACES)



9GPBG LINE WOOD BR (RANDOM 4 FACES)



9GPBG LINE WOOD IV (RANDOM 4 FACES)



9GPBG LINIA WOOD BR

CONCRETE SERIES



6GPBG CONCRETE DG



6GPBG CONCRETE GREY



6GPBG CONCRETE LG



6GPBG CONCRETE LBR

CEMENTINA SERIES



6GPBG CEMENTINA ANTHRACITE



6GPBG CEMENTINA GREY

URBAN CEMENT SERIES



6GPBG SILVER GREY FB



6GPBG DOLOMITE GREY



6GPBG DOLOMITE IV



6GPBG RAJASTHAN IVORY




6GPBG LOTUS GREY



6GPBG LOTUS IV



6GPBG MOUNT BR



6GPBG LOTUS ANTHRACITE FB



6GPBG LOTUS ANTHRACITE



6GPBG LAIC WHITE



6GPBG NEW PORT GREY

INDUSTRIAL TILES

HEAVY DUTY | 13 MM THICKNESS



7GP PVG GY




7GP PVG LBE



7GP PVG YE



7GP PVG DBR



7GP EARTH GREY

INDUSTRIAL TILES

HEAVY
DUTY

13
MM
THICKNESS



7GP PVR DBR




7GP PVR LBE



7GP PVR YE



7GP PVR GY




INDUSTRIAL TILES

HEAVY
DUTY

13
MM
THICKNESS



7GP PVS DBR




7GP PVS LBE



7GP PVS YE



7G PVS GY



High Tech Porcelain

High Performance Porcelain Product




7HTP 1 DGREY




7HTP 2 TRAVERTINO



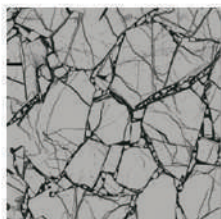
7HTP 3 FOSSIL GREY



7HTP 4 CHARCOAL BK




7HTP 5 STONE BLACK




7HTP 7 SPIDER GREY



7GPBG 10




7GPBG 13



7GPBG 17



7GPBG 20



7GPBG 25 BE



7GPBG 25 GR



7GPBG 25GBE



7GPBG ASTON MARBLE




7GPBG 26LBE




7GPBG 27DBE




7GPBG 28DBE



7GPBG 29DGR



7GPBG 43 G



7GPBG 45



7GPBG 52 LBR



7GPBG 52 DBR



7GPBG 63LBEM



7GPBG 64 LBR



7GPBG 64LGR



7GPBG 65 LBE




7GPBG 73 DG



7GPBG 74 DG



7GPBG 81 LBL



7GPBG NOVELDA



7GPBG 100



7GPBG 100 RED



7GPBG 100 PY



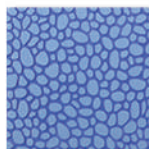
7GPBG SAHARA LIV



7GPBG RBE



7GPBG VD4



7GPBG SAPPHIRE BL



7GPBG ORCHID LGR



7GPBG EDEN IV


GEO SERIES



7 GP GEO 1




7 GP GEO 2



7 GP GEO 3



7 GP GEO 4




7 GP GEO 5

Salt & Pepper (Glaze)

Homogeneous

Floor Tiles

Size : 40 cm x 40 cm



7GP 101G




7GP 116G



7GP 118G



7GP 128G



7GP 172G



7GP 173G

Salt & Pepper-SG

Homogeneous

Size : 40 cm x 40 cm



7GP SG 101



7GP SG 128



7GP SG 118



7GP SG 173

Colors Shown here are as close to actual tiles as printing process will allow

INDUSTRIAL TILES

HEAVY DUTY

10^{MM} THICKNESS



GP 101 HDTX




GP 128 HDTX



7GP 101 HDTX



7GP 128 HDTX



Features :

- Footmark Resist
- Anti Skid Resistant
- Thermal Shock & Chemical Resistant
- Abrasion & Weather Resistant

Industrial Marking Tiles



ARROW BLACK



ARROW RED




ARROW GREEN

Salt & Pepper (Glaze)
Homogeneous

Floor Tiles

Size : 30.5 cm x 30.5 cm




GP 101G



GP 116G



GP 118G



GP 128G



GP 172G



GP 173G

Step Tiles

Salt & Pepper (Glaze)
Homogeneous

Size : 30.5 cm x 30.5 cm



GP 101G STEP




GP 116G STEP



GP 118G STEP



GP 128G STEP



GP 172G STEP



GP 173G STEP

Colors Shown here are as close to actual tiles as printing process will allow

Salt & Pepper
Homogeneous

Parking Tiles

Size : 30 cm x 30 cm



GP101 GDM



GP101 GLM

Walkway | Garage | Rooftop | Parking

HEAVY DUTY

SG FINISH

30 x 30 CM

FULL BODY VITRIFIED PARKING TILES



Glaze Rustic
Gres Porcellanato

Size : 30 cm x 30 cm



GP RALM 1



GP RALM 2



GP RALM 4

















GP RALM 5

Colors Shown here are as close to actual tiles as printing process will allow

TECHNICAL CHARACTERISTICS -PORCELAIN TILES (Bla - GL)

Test Description	Standard Test Method	International Standard ISO 13006	RAK Ceramics Specifications	
			(Rectified)	(Nonrectified)
 Length & Width	BS EN ISO 10545-2	+/- 0,6%	+/- 0.1%	+/- 0.3%
 Thickness	BS EN ISO 10545-2	+/-5,0%	+/- 5.0%	+/- 5.0%
 Rectangle Squareness	BS EN ISO 10545-2	+/- 0.6%	+/- 0.2%	+/- 0.4%
 Straightness of sides	BS EN ISO 10545-2	+/- 0.5%	+/- 0.2%	+/- 0.3%
 Surface Flatness	BS EN ISO 10545-2	+/- 0.5%	+/- 0.3%	+/- 0.3%
 Water Absorption	BS EN ISO 10545-3	<=0,5%	<=0.4%	<=0.4%
 Modulus of Rupture	BS EN ISO 10545-4	>=35 N/mm2	>=40 N/mm2	>=40 N/mm2
 Breaking Strength	BS EN ISO 10545-4	>=1300N	>=1500N	>=1600N
 Resistance to surface abrasion	BS EN ISO 10545-6	Manufacturer to state Abrasion Class	PEI Class 2 -5	PEI Class 2 -5
 Linear Thermal Expansion	BS EN ISO 10545-8	<=9x10 ⁻⁶ °C ⁻¹	<=7x10 ⁻⁶ °C ⁻¹	<=7x10 ⁻⁶ °C ⁻¹
 Resistance to Thermal Shock	BS EN ISO 10545-9	No visible defect	No visible defect	No visible defect
 Crazing Resistance	BS EN ISO 10545-11	No crazing	No crazing	No crazing
 Frost Resistance	BS EN ISO 10545-12	No visible damage	No visible damage	No visible damage
 Resistance to chemicals	BS EN ISO 10545-13	No visible defect	No visible defect	No visible defect
 Resistance to stains	BS EN ISO 10545-14	Manufacturer to state class	Stain removed Min,class 4	Stain removed Min,class 4
 Colour Resistance to UV Light	DIN 51094	No change in color	No change in color	No change in color

TECHNICAL CHARACTERISTICS -RED BODY CERAMIC TILES (BIII)

Test Description	Standard Test Method	International Standard ISO 13006	RAK Ceramics Specifications	
			(Rectified)	(Nonrectified)
 Length & Width	BS EN ISO 10545-2	+/- 0.5%		+/- 0.3%
 Thickness	BS EN ISO 10545-2	+/-10%		+/- 5.0%
 Rectangle Squareness	BS EN ISO 10545-2	+/- 0.5%		+/- 0.4%
 Straightness of sides	BS EN ISO 10545-2	+/- 0.3%		+/- 0.3%
 Surface Flatness	BS EN ISO 10545-2	+0.5% /- 0.3%		+/- 0.3%
 Water Absorption	BS EN ISO 10545-3	10% < E <= 20%		10% <E <= 18%
 Modulus of Rupture	BS EN ISO 10545-4			
Thickness > = 7,5mm		>=12 N/mm2		>=16 N/mm2
Thickness < = 7,5mm		>=15 N/mm2		>=16 N/mm2
 Breaking Strength	BS EN ISO 10545-4			
Thickness > = 7,5mm		>=600N		>=650N
Thickness < = 7,5mm		>=200N		>=400N
 Resistance to surface abrasion	BS EN ISO 10545-7	Manufacturer to state Abrasion Class		Class 2 - 4
 Resistance to Thermal Shock	BS EN ISO 10545-9	No visible defect		No visible defect
 Crazing Resistance	BS EN ISO 10545-11	No crazing		No crazing
 Resistance to chemicals	BS EN ISO 10545-13	No visible effect		No visible effect
 Resistance to stains	BS EN ISO 10545-14	Manufacturer to state class		Manufacturer to state class
 Scratch Hardness : (Moh's)	EN 101			4 - 6

Note : Shade variation across the batches is inherent to the manufacturing process and the pre-laying colour comparison is recommended

BRANDED SERIES

Hard Rock
COLLECTIONS

ROCKER
SERIES

StoneArt
Tiles Collection

WOOD

ART
COLLECTION
Gres Porcelanato

DOUBLE CHARGE

High Tech  Porcelain

SUGER
SERIES

HEAD OFFICE :

RAK Tower (7th- 9th) Plot # 1/A, Jasimuddin Avenue,
Sector # 3, Uttara, Dhaka, Bangladesh
Tel: +880-2-58957393, 58952303, Fax: +880-2-58957096.
E-mail: info.bgd@rakceramics.com

DISPLAY CENTER :

RAK Tower (10th Floor) Plot # 1/A, Jasimuddin Avenue,
Sector # 3, Uttara, Dhaka, Bangladesh.
83, Bir Uttam C.R. Datta Road (1st & 2nd Floor), Hatirpool, Dhaka-1205
Phone : 02244616417, 022223364295, Fax : 9613829
Choto Pool, Access Road, Agrabad, Chittagong,
Phone : 031-723074
Gazi Burhan Uddin Road, Mendibag, Sylhet.
Phone : 0821-729011
3/1, 3/2, Kalibari Road, Mymensingh.

FACTORY:

Dhanua, Sreepur, Gazipur, Bangladesh.



RAK CERAMICS CARELINE



RAKCERAMICS.COM